

DCS Series

DCS12-100 12V100Ah

DCS series deep cycle battery is made of special high-tin corrosion-resistant alloy, It has optimized positive grid structure design and special negative active material improving charge acceptance ability and reducing negative plate sulphation. It is optimal battery for a wide range of household energy storage systems and suitable for partial state of charge (PSOC) applications.



Benefits

- Very long life according to EUROBAT Classification
- More than 3000 cycles at 70% DOD
- Special negative active material formula, improve the charge acceptance ability, reduce the negative plate sulphation, more suitable for the partial state of charge (PSOC) application
- Modular design and horizontal installation, compact structure, saving the installation area and space, easy installation, convenient maintenance

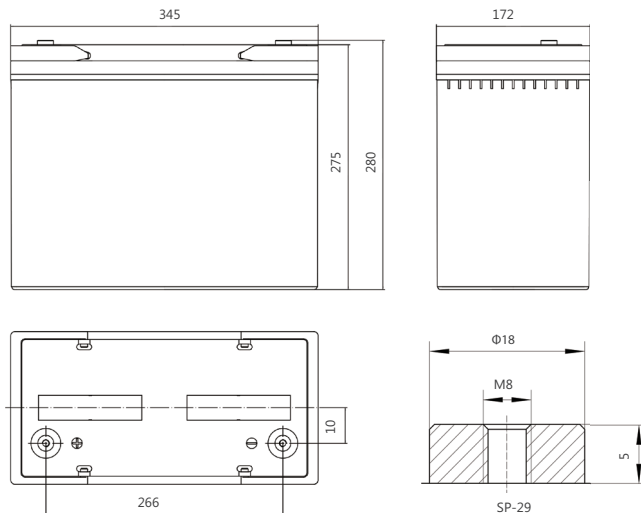
Applications

- Household energy storage system
- Solar and wind energy system
- Emergency system
- Other cycling systems

Standards

- IEC 60896-21/22
- IEC61427
- EUROBAT guide

Drawing



Specifications

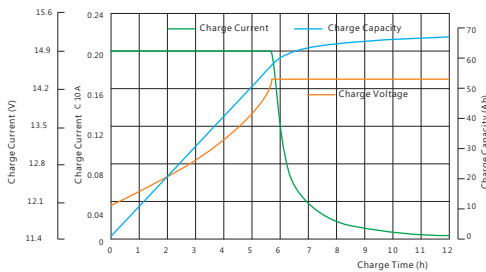
| | | | | |
|------------------------------------|--|--------------------|---------------------|----------------------|
| Battery Model | DCS12-100 | | | |
| Design Life (years, 25°C) | 15 | | | |
| Capacity (Ah, 25°C) | 10HR (10.0A, 1.80V) | 5HR (17.0A, 1.80V) | 3HR (25A, 1.80V) | 100HR(1.254A, 1.80V) |
| | 100 | 85.0 | 75.0 | 125.4 |
| Dimensions (mm) | Length | Width | Height | Total Height |
| | 345 | 172 | 275 | 280 |
| Approx. Weight (kg) | 45.0 | | | |
| Reference Internal Resistance (mΩ) | 4.1 (full charged @ 25°C) | | | |
| Short Circuit Current (A) | 2000 | | | |
| Self-Discharge (25°C) | < 1% per month | | | |
| Charge Voltage (V/cell, 25°C) | Cycle use | | Float use | |
| | 2.40 (-4mV/°C/cell), max charge current: 40A | | 2.25 (-4mV/°C/cell) | |

Discharge Data

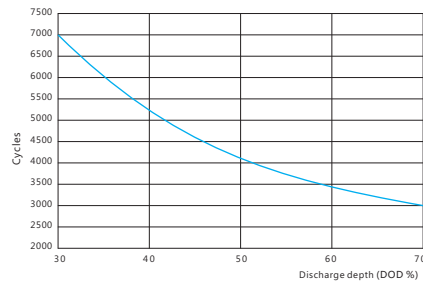
| Constant Current Discharge Data (25°C, A) | | | | | | | | | | | |
|---|------|------|------|------|------|------|------|------|-------|-------|-------|
| End Voltage (V/cell) | h | | | | | | | | | | |
| | 1 | 2 | 3 | 5 | 8 | 10 | 20 | 50 | 100 | 120 | 240 |
| 1.70 | 56.6 | 41.6 | 27.2 | 18.4 | 14.0 | 10.6 | 6.28 | 2.52 | 1.302 | 1.122 | 0.594 |
| 1.75 | 55.0 | 40.6 | 26.4 | 18.0 | 13.7 | 10.5 | 6.18 | 2.48 | 1.278 | 1.110 | 0.590 |
| 1.80 | 53.8 | 39.2 | 25.0 | 17.0 | 13.0 | 10.0 | 5.92 | 2.38 | 1.254 | 1.090 | 0.582 |
| 1.85 | 52.0 | 37.4 | 24.0 | 16.0 | 12.0 | 9.60 | 5.60 | 2.28 | 1.200 | 1.056 | 0.562 |
| 1.90 | 48.0 | 34.4 | 21.8 | 14.4 | 10.9 | 8.72 | 5.10 | 2.08 | 1.126 | 0.982 | 0.516 |
| 1.95 | 43.2 | 30.4 | 18.6 | 12.4 | 9.32 | 7.50 | 4.08 | 1.66 | 0.904 | 0.804 | 0.430 |

| Constant Power Discharge Data (25°C, W/cell) | | | | | | | | | | | |
|--|-------|------|------|------|------|------|------|------|------|------|-------|
| End Voltage (V/cell) | h | | | | | | | | | | |
| | 1 | 2 | 3 | 5 | 8 | 10 | 20 | 50 | 100 | 120 | 240 |
| 1.70 | 102.2 | 75.2 | 49.1 | 33.4 | 26.1 | 19.6 | 11.6 | 4.74 | 2.52 | 2.20 | 1.174 |
| 1.75 | 100.0 | 74.1 | 48.2 | 32.7 | 25.7 | 19.5 | 11.5 | 4.68 | 2.48 | 2.18 | 1.166 |
| 1.80 | 98.9 | 72.5 | 46.5 | 31.4 | 25.1 | 19.0 | 11.3 | 4.58 | 2.44 | 2.14 | 1.148 |
| 1.85 | 96.7 | 70.2 | 45.9 | 30.6 | 23.8 | 18.6 | 11.0 | 4.46 | 2.34 | 2.08 | 1.112 |
| 1.90 | 92.3 | 66.5 | 42.2 | 28.1 | 22.0 | 17.1 | 10.0 | 4.08 | 2.22 | 1.94 | 1.022 |
| 1.95 | 83.8 | 59.3 | 36.4 | 24.3 | 19.0 | 15.2 | 8.32 | 3.36 | 1.85 | 1.65 | 0.898 |

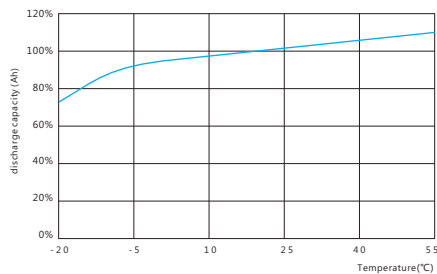
Performance Curve



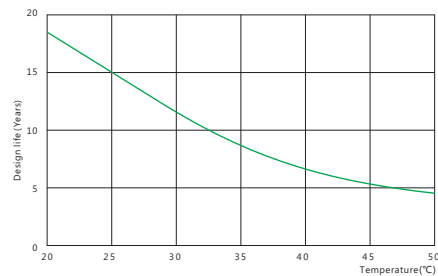
Charging characteristic



Cycle life vs. discharge depth



Discharge capacity vs. temperature



Design life vs. temperature

Sacred Sun Power Sources Co., Ltd.

No.1 Shengyang Road Qufu City, PRC
sales@sacredsun.cn

Sacred Sun Asia Pacific

No. 15, Yishun Industrial Street 1,
#01-17, WIN5, Singapore 768091
sales.asia@sacredsun.cn

Sacred Sun Europe SPRL

Schoenstraat 96-9140 Temse, Belgium
sales.eu@sacredsun.cn

Sacred Sun MEA FZE

S10122A1019 Jebel Ali, Dubai,
United Arab Emirates
sales.mea@sacredsun.cn