

# DCS Series

## DCS12-100 12V100Ah

DCS series deep cycle battery is made of special high-tin corrosion-resistant alloy, It has optimized positive grid structure design and special negative active material improving charge acceptance ability and reducing negative plate sulphation. It is optimal battery for a wide range of household energy storage systems and suitable for partial state of charge (PSOC) applications.



### Benefits

- Very long life according to EUROBAT Classification
- More than 3000 cycles at 70% DOD
- Special negative active material formula, improve the charge acceptance ability, reduce the negative plate sulphation, more suitable for the partial state of charge (PSOC) application
- Modular design and horizontal installation, compact structure, saving the installation area and space, easy installation, convenient maintenance

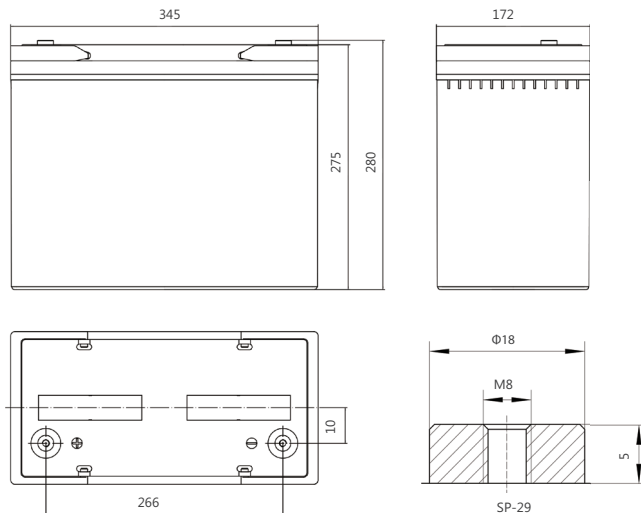
### Applications

- Household energy storage system
- Solar and wind energy system
- Emergency system
- Other cycling systems

### Standards

- IEC 60896-21/22
- IEC61427
- EUROBAT guide

### Drawing



### Specifications

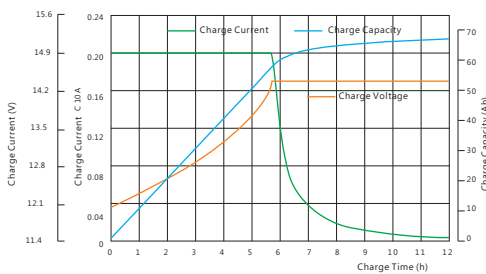
Battery Model	DCS12-100			
Design Life (years, 25°C)	15			
Capacity (Ah, 25°C)	10HR (10.0A, 1.80V)	5HR (17.0A, 1.80V)	3HR (25A, 1.80V)	100HR(1.254A, 1.80V)
	100	85.0	75.0	125.4
Dimensions (mm)	Length	Width	Height	Total Height
	345	172	275	280
Approx. Weight (kg)	45.0			
Reference Internal Resistance (mΩ)	4.1 ( full charged @ 25°C)			
Short Circuit Current (A)	2000			
Self-Discharge (25°C)	≤ 1% per month			
Charge Voltage (V/cell, 25°C)	Cycle use		Float use	
	2.40 (-4mV/°C/cell), max charge current: 40A		2.25 (-4mV/°C/cell)	

## Discharge Data

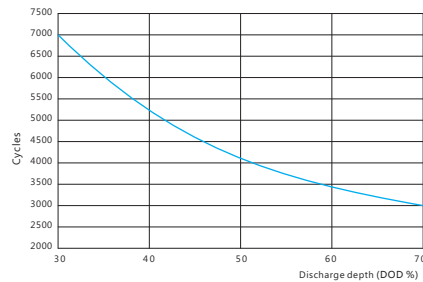
Constant Current Discharge Data (25°C, A)											
End Voltage (V/cell)	h										
	1	2	3	5	8	10	20	50	100	120	240
1.70	56.6	41.6	27.2	18.4	14.0	10.6	6.28	2.52	1.302	1.122	0.594
1.75	55.0	40.6	26.4	18.0	13.7	10.5	6.18	2.48	1.278	1.110	0.590
1.80	53.8	39.2	25.0	17.0	13.0	10.0	5.92	2.38	1.254	1.090	0.582
1.85	52.0	37.4	24.0	16.0	12.0	9.60	5.60	2.28	1.200	1.056	0.562
1.90	48.0	34.4	21.8	14.4	10.9	8.72	5.10	2.08	1.126	0.982	0.516
1.95	43.2	30.4	18.6	12.4	9.32	7.50	4.08	1.66	0.904	0.804	0.430

Constant Current Discharge Data (25°C, W/cell)											
End Voltage (V/cell)	h										
	1	2	3	5	8	10	20	50	100	120	240
1.70	102.2	75.2	49.1	33.4	26.1	19.6	11.6	4.74	2.52	2.20	1.174
1.75	100.0	74.1	48.2	32.7	25.7	19.5	11.5	4.68	2.48	2.18	1.166
1.80	98.9	72.5	46.5	31.4	25.1	19.0	11.3	4.58	2.44	2.14	1.148
1.85	96.7	70.2	45.9	30.6	23.8	18.6	11.0	4.46	2.34	2.08	1.112
1.90	92.3	66.5	42.2	28.1	22.0	17.1	10.0	4.08	2.22	1.94	1.022
1.95	83.8	59.3	36.4	24.3	19.0	15.2	8.32	3.36	1.85	1.65	0.898

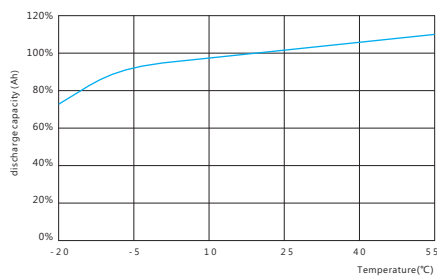
## Performance Curve



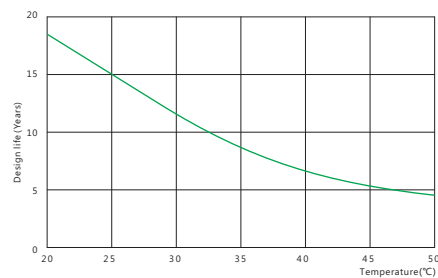
Charging characteristic



Cycle life vs. discharge depth



Discharge capacity vs. temperature



Design life vs. temperature

### Sacred Sun Power Sources Co., Ltd.

No.1 Shengyang Road Qufu City, PRC  
sales@sacredsun.cn

### Sacred Sun Asia Pacific

No. 15, Yishun Industrial Street 1,  
#01-17, WIN5, Singapore 768091  
sales.asia@sacredsun.cn

### Sacred Sun Europe SPRL

Schoenstraat 96-9140 Temse, Belgium  
sales.eu@sacredsun.cn

### Sacred Sun MEA FZE

S10122A1019 Jebel Ali, Dubai,  
United Arab Emirates  
sales.mea@sacredsun.cn