

# DM Series

## 6-DM-125 12V125Ah



DM series battery uses latest AGM technology with longer cycle life. It is suitable for large current and deep cyclic applications. It can be used in e-vehicles, sightseeing, golf and logistics cars.

### Benefits

- Up to 700 cycles 80% DOD
- Good large current discharge performance
- High gas recombination efficiency
- Maximum charge efficiency
- Low self-discharge rate
- Easy installation and handling

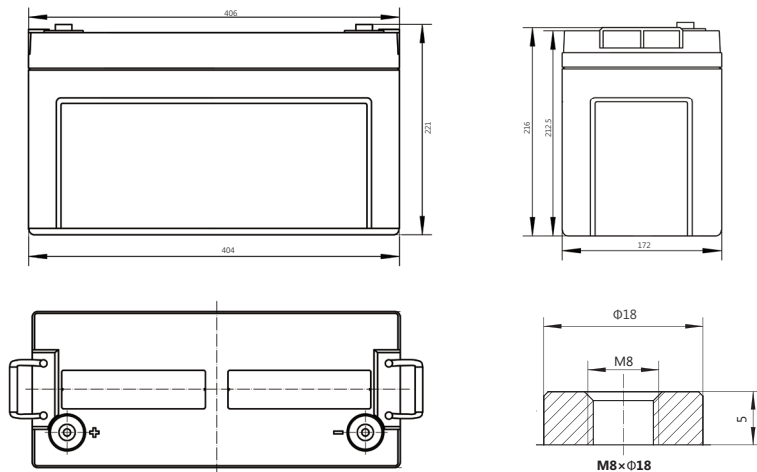
### Applications

- Electrical Vehicle
- Mixture Electrical vehicle

### Standards

- GB/T 18332.1
- QC/T 742
- IEC61982-3
- GB/T 7403.1
- GB/T 23636

### Drawing



### Specifications

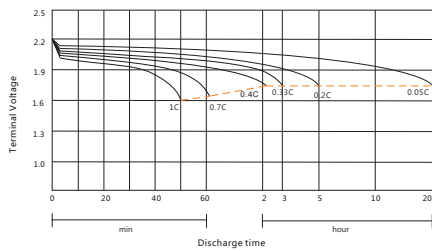
Battery Model	6-DM-125			
Design Life (80% DOD)	700 cycles			
Capacity (Ah, 25°C)	20HR (6.75A, 1.75V)	5HR (25.0A, 1.75V)	3HR (40.0A, 1.75V)	2HR(57.54A, 1.75V)
	135	125	120	115
Dimensions (mm)	Length	Width	Height	Total Height
	406	172	216	221
Approx. Weight (kg)	41.0			
Reference Internal Resistance (mΩ)	4.0 ( full charged @ 25°C)			
Maximum Discharge Current (A/10 Sec.)	1080			
Self-Discharge (25°C)	< 3% per month			
Charge Voltage (V/cell, 25°C)	Cycle use		Float use	
	2.45 (-3mV/°C/cell), max charge current: 20A		2.35 (-3mV/°C/cell)	

## Discharge Data

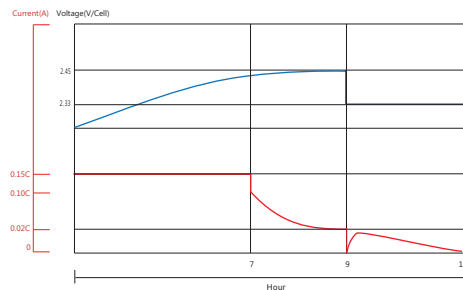
Constant Current Discharge Data (25°C, A)											
End Voltage (V/cell)	min					h					
	10	20	30	45	60	1.5	2	3	5	10	20
1.60	329.1	192.4	144.6	107.55	90.94	72.12	59.32	40.84	25.45	13.23	6.851
1.65	321.8	188.6	142.3	105.83	89.60	71.13	58.69	40.60	25.32	13.16	6.811
1.70	313.3	184.0	139.2	103.92	88.41	70.35	58.12	40.36	25.17	13.08	6.777
1.75	306.0	180.5	136.8	102.40	87.24	69.52	57.54	40.00	25.00	13.02	6.750
1.80	291.3	172.9	131.7	98.92	84.68	67.71	56.24	39.22	24.61	12.86	6.695

Constant Current Discharge Data (25°C, W/cell)											
End Voltage (V/cell)	min					h					
	10	20	30	45	60	1.5	2	3	5	10	20
1.60	578.2	346.4	265.8	200.8	172.1	138.2	114.94	80.07	50.33	26.32	13.67
1.65	575.5	344.8	264.7	199.7	171.0	137.1	114.39	79.98	50.27	26.25	13.62
1.70	568.2	340.3	261.8	198.1	170.2	136.7	114.08	79.91	50.17	26.17	13.59
1.75	562.8	338.3	260.1	197.2	169.5	136.3	113.83	79.64	50.00	26.12	13.57
1.80	547.2	329.5	253.7	192.6	166.3	133.9	111.9	78.44	49.38	25.87	13.50

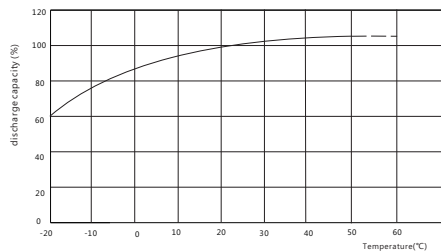
## Performance Curve



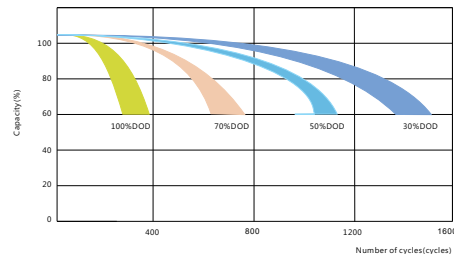
Discharging performance



Charge performance



Discharge capacity vs. temperature



Cycles vs. discharge depth

### Sacred Sun Power Sources Co., Ltd.

No.1 Shengyang Road Qufu City, PRC  
sales@sacredsun.cn

### Sacred Sun Asia Pacific

No. 15, Yishun Industrial Street 1,  
#01-17, WIN5, Singapore 768091  
sales.asia@sacredsun.cn

### Sacred Sun Europe SPRL

Schoenstraat 96-9140 Temse, Belgium  
sales.eu@sacredsun.cn

### Sacred Sun MEA FZE

S10122A1019 Jebel Ali, Dubai,  
United Arab Emirates  
sales.mea@sacredsun.cn