

DM Series

6-DM-70 12V70Ah

DM series battery uses latest AGM technology with longer cycle life. It is suitable for large current and deep cyclic applications. It can be used in e-vehicles, sightseeing, golf and logistics cars.



Benefits

- Up to 700 cycles 80% DOD
- Good large current discharge performance
- High gas recombination efficiency
- Maximum charge efficiency
- Low self-discharge rate
- Easy installation and handling

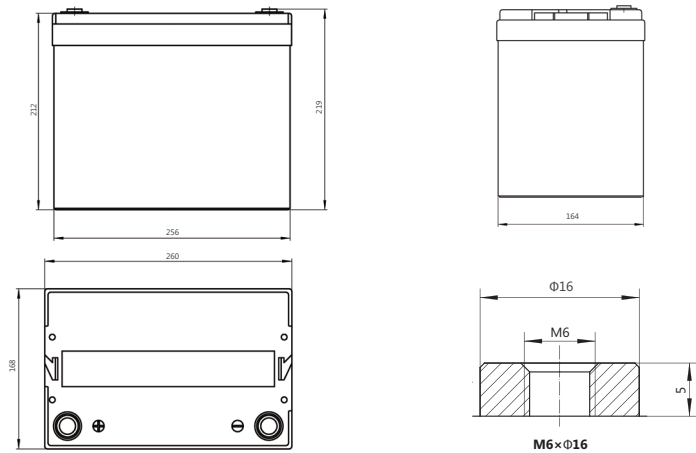
Applications

- Electrical Vehicle
- Mixture Electrical vehicle

Standards

- GB/T 18332.1
- QC/T 742
- IEC61982-3
- GB/T 7403.1
- GB/T 23636

Drawing



Specifications

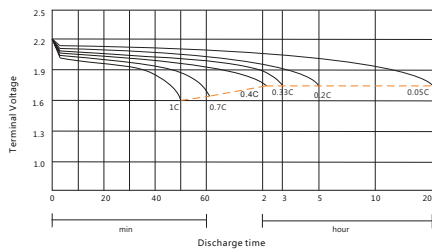
Battery Model	6-DM-70			
Design Life (80% DOD)	700 cycles			
Capacity (Ah, 25°C)	20HR (4.0A, 1.75V)	5HR (14.0A, 1.75V)	3HR (20.0A, 1.75V)	2HR (28A, 1.75V)
	80	70	60	56
Dimensions (mm)	Length	Width	Height	Total Height
	261	168	212	219
Approx. Weight (kg)	24.0			
Reference Internal Resistance (mΩ)	7.0 (full charged @ 25°C)			
Maximum Discharge Current (A/10 Sec.)	540			
Self-Discharge (25°C)	≤ 3% per month			
Charge Voltage (V/cell, 25°C)	Cycle use		Float use	
	2.45 (-3mV/°C/cell), max charge current: 10A		2.35 (-3mV/°C/cell)	

Discharge Data

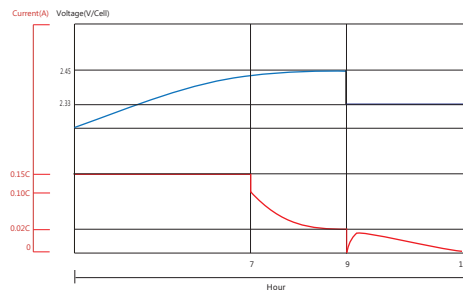
Constant Current Discharge Data (25°C, A)											
End Voltage (V/cell)	min					h					
	10	20	30	45	60	1.5	2	3	5	10	20
1.60	166.8	99.72	77.84	58.90	45.79	33.28	28.35	20.20	14.11	7.546	4.021
1.65	163.3	98.15	77.16	58.59	45.63	33.18	28.27	20.14	14.07	7.524	4.009
1.70	159.7	97.02	76.81	58.38	45.49	33.09	28.20	20.10	14.04	7.515	4.006
1.75	156.6	95.40	75.60	57.60	45.00	32.80	28.00	20.00	14.00	7.500	4.000
1.80	150.4	92.48	73.82	56.53	44.30	32.37	27.71	19.85	13.92	7.467	3.988

Constant Current Discharge Data (25°C, W/cell)											
End Voltage (V/cell)	min					h					
	10	20	30	45	60	1.5	2	3	5	10	20
1.60	302.6	186.9	149.0	114.0	89.31	65.24	55.78	39.94	28.03	15.06	8.063
1.65	301.0	185.4	148.5	113.9	89.28	65.21	55.83	39.95	28.04	15.05	8.060
1.70	297.6	184.6	148.4	113.9	89.31	65.23	55.84	39.99	28.05	15.08	8.071
1.75	294.1	182.5	146.6	112.7	88.61	64.85	55.64	39.90	28.03	15.08	8.073
1.80	284.1	178.0	143.8	111.0	87.41	64.20	55.26	39.72	27.98	15.07	8.072

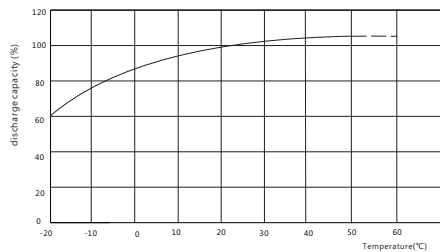
Performance Curve



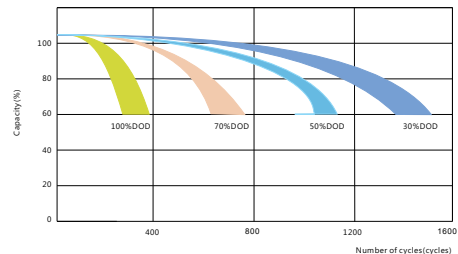
Discharging performance



Charge performance



Discharge capacity vs. temperature



Cycles vs. discharge depth

Sacred Sun Power Sources Co., Ltd.

No.1 Shengyang Road Qufu City, PRC
sales@sacredsun.cn

Sacred Sun Asia Pacific

No. 15, Yishun Industrial Street 1,
#01-17, WIN5, Singapore 768091
sales.asia@sacredsun.cn

Sacred Sun Europe SPRL

Schoenstraat 96-9140 Temse, Belgium
sales.eu@sacredsun.cn

Sacred Sun MEA FZE

S10122A1019 Jebel Ali, Dubai,
United Arab Emirates
sales.mea@sacredsun.cn