

FT Series

FTA12-125 12V125Ah



Sacred Sun front terminal batteries have been designed specifically for applications which demand the highest levels of security and reliability. The monoblocs have excellent high rate performance, compact design and standard footprint for 19" and 23" cabinets. Thick Pb-Ca-Sn alloy grids are designed to resist corrosion and prolong service life.

Benefits

- Long life according to EUROBAT Classification
- High discharge performance
- High gas recombination efficiency
- Maximum charge efficiency
- Low self-discharge rate
- Easy installation and handling
- Centralized venting system

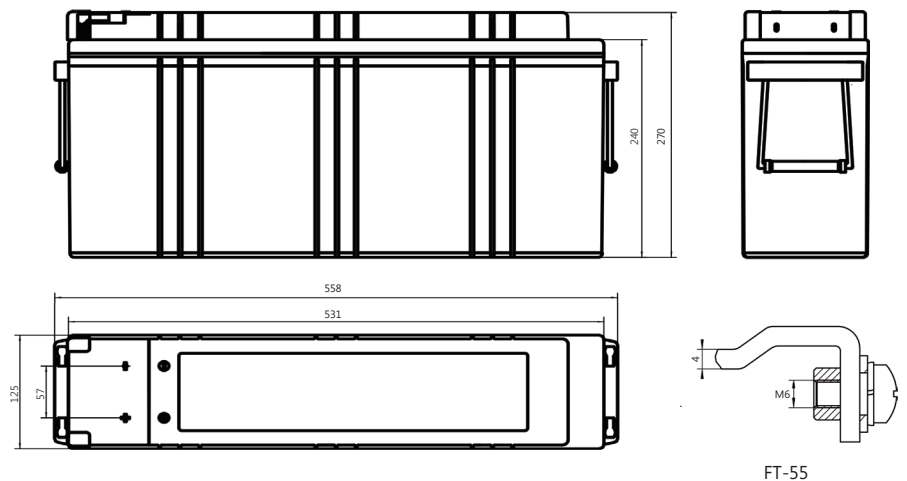
Applications

- Telecommunications
- Power system
- UPS
- Emergency power
- Data center

Standards

- IEC 60896-21/22
- BS 6290-4
- EUROBAT guide

Drawing



Specifications

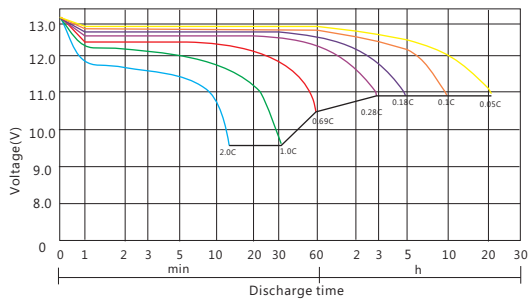
| | | | | |
|--------------------------------------|--|--------------------|-----------------------|--------------------|
| Battery Model | FTA12-125 | | | |
| Design Life (years, 25°C) | 12 | | | |
| Capacity (Ah, 25°C) | 10HR (12.5A, 1.80V) | 5HR (22.5A, 1.80V) | 3HR (33.1A, 1.80V) | 1HR (69.8A, 1.75V) |
| | 125 | 112.5 | 99.3 | 69.8 |
| Dimensions (mm) | Length | Width | Height | Total Height |
| | 558 | 125 | 270 | 270 |
| Approx. Weight (kg) | 45.2 | | | |
| Reference Internal Resistance (mΩ) | 4.0 (fully charged @ 25°C) | | | |
| Maximum Discharge Current (A/3 Sec.) | 995 | | | |
| Self-Discharge (25°C) | ≤ 1.5% per month | | | |
| Charge Voltage (V/cell, 25°C) | Cycle use | | Float use | |
| | 2.35 (-3.5mV/°C/cell), max charge current: 25A | | 2.25 (-3.5mV/°C/cell) | |
| Short Circuit Current (A) | 3000 | | | |

Discharge Data

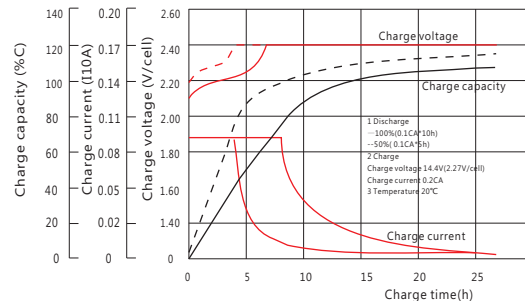
| Constant Current Discharge Data (25°C, A) | | | | | | | | | | | | | | |
|---|-------|-------|-------|-------|-------|------|------|-------|------|-------|-------|-------|-------|------|
| End Voltage (V/cell) | min | | | | | h | | | | | | | | |
| | 5 | 10 | 15 | 30 | 45 | 1 | 2 | 3 | 4 | 5 | 6 | 8 | 10 | 20 |
| 1.60 | 345.3 | 276.3 | 228.3 | 156.4 | 109.1 | 83.1 | 49.6 | 35.80 | 29.2 | 23.60 | 20.10 | 15.60 | 13.10 | 7.04 |
| 1.65 | 322.7 | 253.0 | 216.4 | 146.6 | 100.3 | 78.6 | 48.5 | 34.80 | 28.7 | 23.30 | 20.10 | 15.50 | 12.9 | 6.97 |
| 1.70 | 296.6 | 227.6 | 199.5 | 136.8 | 92.9 | 71.6 | 47.3 | 34.10 | 28.2 | 23.10 | 19.80 | 15.40 | 12.9 | 6.93 |
| 1.75 | 273.4 | 208.6 | 187.5 | 131.1 | 90.6 | 69.8 | 46.5 | 33.70 | 27.7 | 22.80 | 19.60 | 15.20 | 12.70 | 6.90 |
| 1.80 | 243.9 | 193.8 | 172.6 | 120.5 | 81.4 | 64.7 | 45.2 | 33.10 | 27.5 | 22.50 | 19.40 | 15.00 | 12.5 | 6.88 |

| Constant Power Discharge Data (25°C, W/cell) | | | | | | | | | | | | | | |
|--|-------|-------|-------|-------|-------|-------|------|-------|------|-------|-------|-------|-------|-------|
| End Voltage (V/cell) | min | | | | | h | | | | | | | | |
| | 5 | 10 | 15 | 30 | 45 | 1 | 2 | 3 | 4 | 5 | 6 | 8 | 10 | 20 |
| 1.60 | 588.0 | 521.0 | 428.0 | 268.0 | 223.0 | 168 | 100 | 68.00 | 55.8 | 45.00 | 38.60 | 30.00 | 25.20 | 13.60 |
| 1.65 | 563.0 | 492.0 | 404.0 | 258.0 | 217.0 | 162 | 98.3 | 66.50 | 55.2 | 44.80 | 38.50 | 29.80 | 25.16 | 13.55 |
| 1.70 | 535.0 | 458.0 | 392.0 | 248.0 | 211.0 | 160 | 96.7 | 65.50 | 54.4 | 44.60 | 38.30 | 29.70 | 25.12 | 13.50 |
| 1.75 | 504.0 | 423.0 | 358.0 | 240.0 | 208.0 | 155 | 95.8 | 64.80 | 53.8 | 44.30 | 38.00 | 29.50 | 25.00 | 13.45 |
| 1.80 | 469.0 | 388.0 | 332.0 | 230.0 | 202.0 | 152.0 | 93.3 | 64.30 | 53.5 | 43.90 | 37.80 | 29.30 | 24.7 | 13.39 |

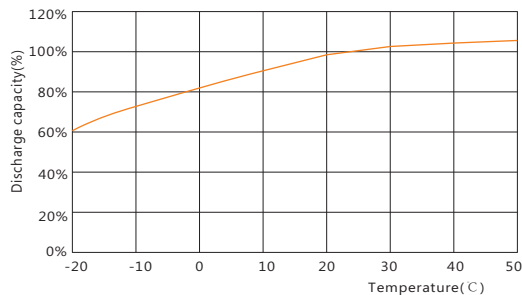
Performance Curve



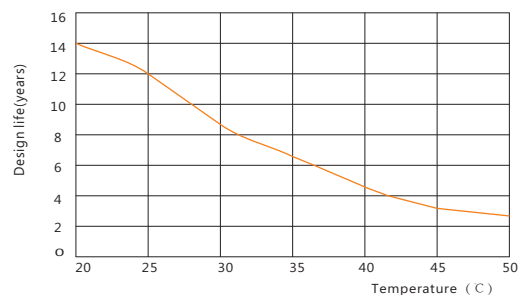
Discharge voltage vs. discharge time



Charge capacity vs. charge time



Discharge capacity vs. temperature



Design life vs. temperature

Sacred Sun Power Sources Co., Ltd.

No.1 Shengyang Road Qufu City, PRC
sales@sacredsun.cn

Sacred Sun Asia Pacific

No. 15, Yishun Industrial Street 1,
#01-17, WIN5, Singapore 768091
sales.asia@sacredsun.cn

Sacred Sun Europe SPRL

Schoenstraat 96-9140 Temse, Belgium
sales.eu@sacredsun.cn

Sacred Sun MEA FZE

S10122A1019 Jebel Ali, Dubai,
United Arab Emirates
sales.mea@sacredsun.cn