

GFM-H Series

GFM-1500H 2V1500Ah



GFM-H series batteries use AGM technology with single large capacity and thick plate structure design. It has longer floating life and high floating consistency. Its modular and horizontal structure design ensures convenient installation and maintenance, saving space effectively. It is suitable for applications with high floating consistency requirements and data center.

Benefits

- Very long life according to EUROBAT Classification
- High discharge performance
- 99%+ gas recombination efficiency
- Maximum charge efficiency
- Low self-discharge rate
- Horizontal installation method effectively prevent electrolyte stratification

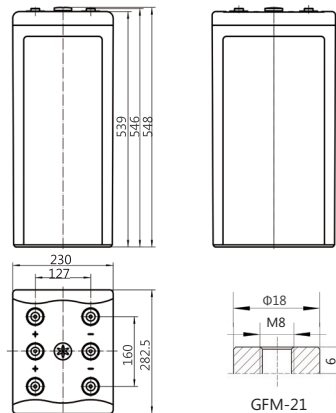
Applications

- Telecommunications
- Power system
- UPS
- Electrical Power plants and substation
- Data center

Standards

- IEC 60896-21/22
- DL/T 637-1997
- EUROBAT guide

Drawing



Specifications

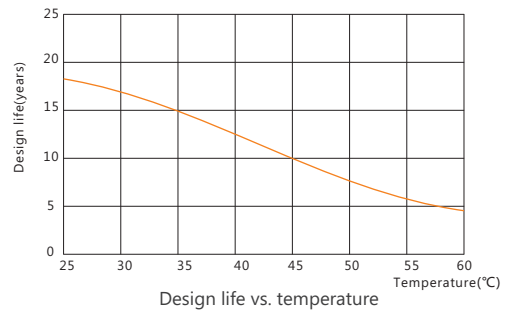
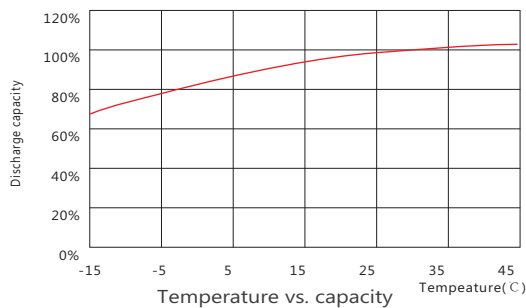
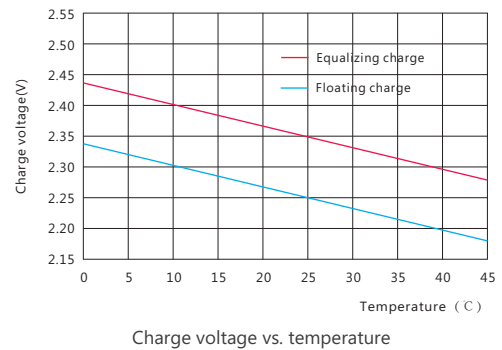
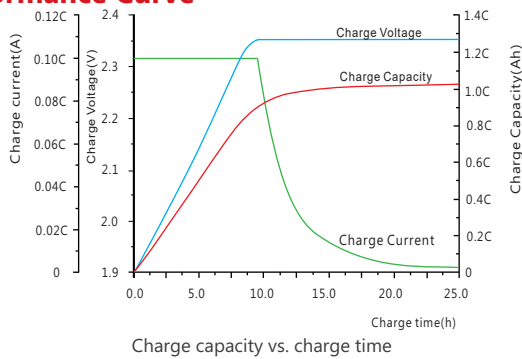
Battery Model	GFM-1500H			
Design Life (years, 25°C)	18			
Capacity (Ah, 25°C)	10HR (150.0A, 1.80V)	5HR (255.0A, 1.80V)	3HR (375A, 1.80V)	1HR(825A, 1.75V)
	1500	1275	750	825
Dimensions (mm)	Length	Width	Height	Total Height
	282.5	230	539	548
Approx. Weight (kg)	93.2			
Reference Internal Resistance (mΩ)	0.24 (fully charged @ 25°C)			
Maximum Discharge Current (A/5 Sec.)	6600			
Self-Discharge (25°C)	≤ 1.5% per month			
Charge Voltage (V/cell, 25°C)	Cycle use		Float use	
	2.35 (-3.5mV/°C/cell), max charge current: 225A		2.25 (-3.5mV/°C/cell)	
Short Circuit Current (A)	12000			

Discharge Data

Constant Current Discharge Data (25°C, A)																		
End Voltage (V/cell)	min							h										
	5	10	15	20	30	40	50	1	2	3	4	5	6	7	8	9	10	12
1.60	2175	1932	1800	1691	1469	1205	1014	883	543	399	317	268	235	210	192	172	156	130
1.65	2009	1791	1695	1574	1353	1130	968	857	528	390	313	265	232	208	188	170	154	129
1.70	1859	1687	1605	1469	1239	1062	932	838	512	386	309	261	229	205	186	168	153	128
1.75	1734	1593	1515	1374	1143	1003	906	825	504	381	306	258	227	203	185	167	152	127
1.80	1560	1483	1413	1291	1074	946	863	777	498	375	302	255	225	201	183	165	150	126

Constant Power Discharge Data (25°C, W/cell)																		
End Voltage (V/cell)	min							h										
	5	10	15	20	30	40	50	1	2	3	4	5	6	7	8	9	10	12
1.60	3450	3257	3039	2800	2375	2055	1815	1624	1040	764	617	523	457	410	371	337	310	264
1.65	3220	3039	2844	2619	2246	1957	1751	1578	1014	748	603	513	447	401	364	332	304	259
1.70	3006	2831	2636	2434	2125	1876	1687	1542	989	731	589	500	438	393	357	325	299	255
1.75	2818	2654	2488	2297	2006	1799	1642	1507	964	713	573	488	427	384	349	319	294	251
1.80	2596	2461	2313	2149	1913	1724	1595	1467	938	698	561	477	418	376	342	314	289	248

Performance Curve



Sacred Sun Power Sources Co., Ltd.

No.1 Shengyang Road Qufu City, PRC
sales@sacredsun.cn

Sacred Sun Asia Pacific

No. 15, Yishun Industrial Street 1,
#01-17, WIN5, Singapore 768091
sales.asia@sacredsun.cn

Sacred Sun Europe SPRL

Schoenstraat 96-9140 Temse, Belgium
sales.eu@sacredsun.cn

Sacred Sun MEA FZE

S10122A1019 Jebel Ali, Dubai,
United Arab Emirates
sales.mea@sacredsun.cn