

GFM-H Series

GFM-2000H 2V2000Ah

GFM-H series batteries use AGM technology with single large capacity and thick plate structure design. It has longer floating life and high floating consistency. Its modular and horizontal structure design ensures convenient installation and maintenance, saving space effectively. It is suitable for applications with high floating consistency requirements and data center.



Benefits

- Very long life according to EUROBAT Classification
- High discharge performance
- 99%+ gas recombination efficiency
- Maximum charge efficiency
- Low self-discharge rate
- Horizontal installation method effectively prevent electrolyte stratification

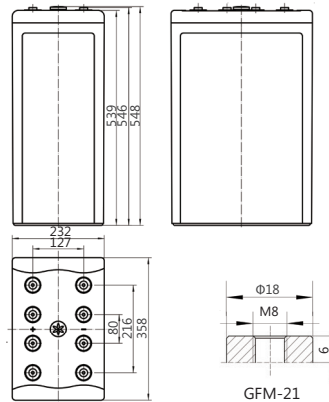
Applications

- Telecommunications
- Power system
- UPS
- Electrical Power plants and substation
- Data center

Standards

- IEC 60896-21/22
- DL/T 637-1997
- EUROBAT guide

Drawing



Specifications

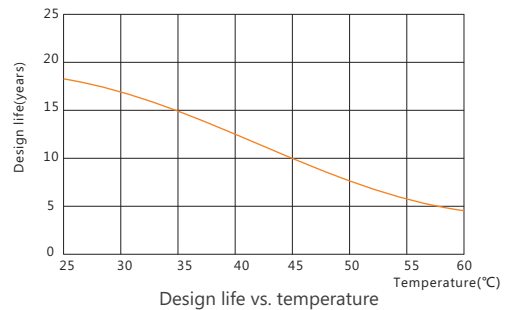
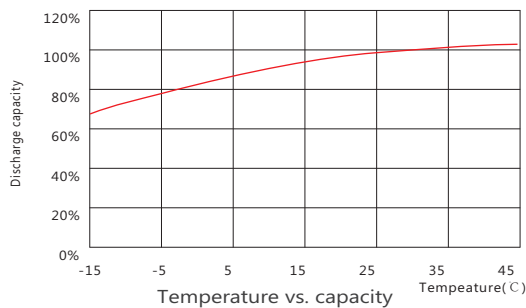
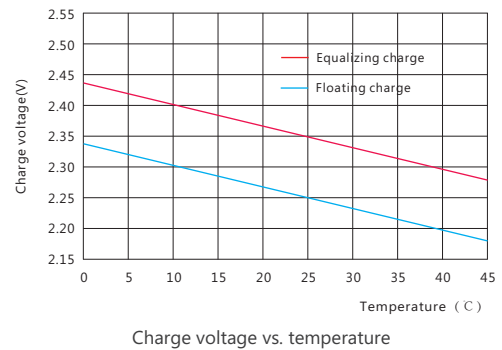
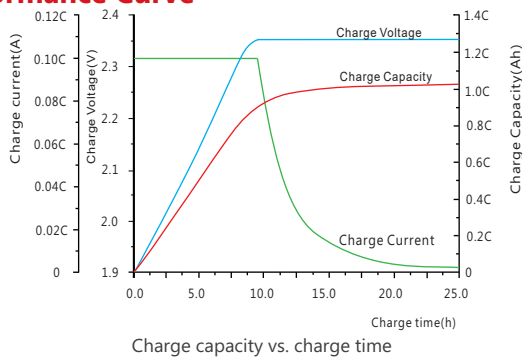
Battery Model	GFM-2000H			
Design Life (years, 25°C)	18			
Capacity (Ah, 25°C)	10HR (200.0A, 1.80V)	5HR (340.0A, 1.80V)	3HR (501A, 1.80V)	1HR(1100A, 1.75V)
	2000	1700	1503	1100
Dimensions (mm)	Length	Width	Height	Total Height
	358	232	539	548
Approx. Weight (kg)	122.6			
Reference Internal Resistance (mΩ)	0.23 (fully charged @ 25°C)			
Maximum Discharge Current (A/5 Sec.)	7800			
Self-Discharge (25°C)	≤ 1.5% per month			
Charge Voltage (V/cell, 25°C)	Cycle use		Float use	
	2.35 (-3.5mV/°C/cell), max charge current: 300A		2.25 (-3.5mV/°C/cell)	
Short Circuit Current (A)	14000			

Discharge Data

Constant Current Discharge Data (25°C, A)																		
End Voltage (V/cell)	min							h										
	5	10	15	20	30	40	50	1	2	3	4	5	6	7	8	9	10	12
1.60	2900	2576	2400	2254	1959	1607	1352	1177	724	532	422	357	313	280	256	230	208	173
1.65	2679	2388	2260	2099	1804	1507	1291	1142	704	521	417	353	309	277	251	226	206	172
1.70	2479	2249	2140	1959	1652	1416	1243	1117	682	514	412	349	306	274	249	224	204	171
1.75	2312	2123	2020	1832	1524	1337	1208	1100	672	508	408	345	303	271	246	222	202	169
1.80	2080	1977	1884	1722	1432	1262	1151	1036	663	501	403	340	300	269	244	220	200	168

Constant Power Discharge Data (25°C, W/cell)																		
End Voltage (V/cell)	min							h										
	5	10	15	20	30	40	50	1	2	3	4	5	6	7	8	9	10	12
1.60	4600	4342	4053	3733	3166	2741	2420	2165	1387	1019	822	697	610	546	495	450	413	352
1.65	4294	4053	3792	3492	2995	2609	2335	2104	1352	998	804	684	596	535	485	443	405	345
1.70	4008	3774	3515	3245	2834	2502	2249	2056	1318	975	785	667	584	524	475	433	399	340
1.75	3758	3539	3318	3063	2674	2398	2189	2009	1285	951	764	650	569	512	465	426	391	335
1.80	3461	3281	3083	2865	2551	2299	2127	1956	1250	931	748	636	557	500	456	418	386	330

Performance Curve



Sacred Sun Power Sources Co., Ltd.

No.1 Shengyang Road Qufu City, PRC
sales@sacredsun.cn

Sacred Sun Asia Pacific

No. 15, Yishun Industrial Street 1,
#01-17, WIN5, Singapore 768091
sales.asia@sacredsun.cn

Sacred Sun Europe SPRL

Schoenstraat 96-9140 Temse, Belgium
sales.eu@sacredsun.cn

Sacred Sun MEA FZE

S10122A1019 Jebel Ali, Dubai,
United Arab Emirates
sales.mea@sacredsun.cn