

GFMJ Series

GFMJ-1500 2V1500Ah



GFMJ series gel batteries utilize advanced battery manufacturing technology. It has good cyclic and high-low temperature performance, special electrolyte design and good charge acceptance ability. GFMJ can be used in high-low temperature environment with poor grid condition. It is optimal for pure cyclic solar, wind and energy storage systems.

Benefits

- Very long life according to EUROBAT Classification
- High discharge performance
- High gas recombination efficiency
- Maximum charge efficiency
- GEL state electrolyte prevents leakage and layering
- Low resistance PVC-SiO₂ micro-porous separator ensure Low self-discharge rate
- Easy installation and handling

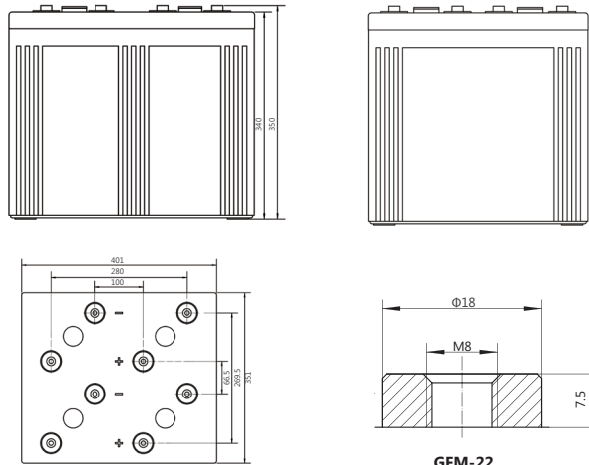
Applications

- Telecommunications
- Power system
- Energy storage
- UPS
- Emergency power

Standards

- IEC 60896-21/22
- IEC61427
- DIN43539-T5
- EUROBAT guide

Drawing



GFM-22

Specifications

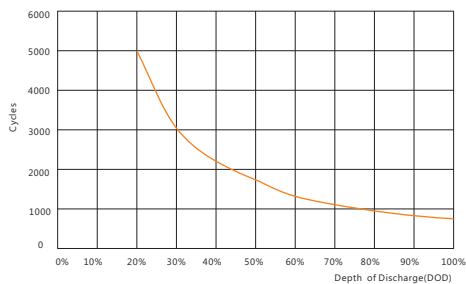
Battery Model	GFMJ-1500			
Design Life (years, 25°C)	18			
Capacity (Ah, 25°C)	10HR (150A, 1.80V)	5HR (262.5A, 1.80V)	3HR (384A, 1.80V)	1HR(840A, 1.80V)
	1500	1312.5	1152	840
Dimensions (mm)	Length	Width	Height	Total Height
	401	351	340	350
Approx. Weight (kg)	107			
Reference Internal Resistance (mΩ)	0.184 (fully charged @ 25°C)			
Maximum Discharge Current (A/3 Sec.)	8280			
Self-Discharge (25°C)	< 2% per month			
Charge Voltage (V/cell, 25°C)	Cycle use		Float use	
	2.33 (-3.5mV/°C/cell), max charge current: 300A		2.22 (-3.5mV/°C/cell)	
Short Circuit Current (A)	12000			

Discharge Data

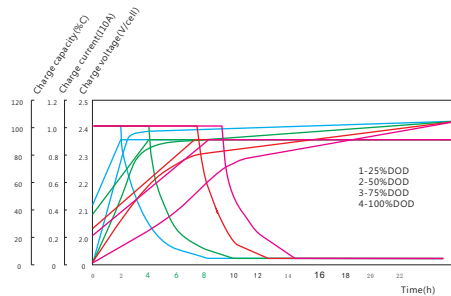
Constant Current Discharge Data (25°C, A)																		
End Voltage (V/cell)	min					h												
	5	10	15	20	30	1	2	3	5	6	8	10	20	24	48	100	120	240
1.65	2550	2325	2160	1950	1515	938	563	413	285	255.0	199.5	168.8	84.8	70.9	36.5	18.8	16.4	8.7
1.70	2400	2213	1950	1703	1425	923	553	408	278	241.5	193.5	159.8	83.3	70.4	36.5	18.8	16.4	8.7
1.75	2250	2093	1860	1643	1380	908	542	402	273	237.8	189.8	156.8	82.5	70.0	36.5	18.8	16.4	8.7
1.80	2100	1988	1718	1515	1275	840	521	384	262.5	228.8	182.3	150.0	81.0	69.3	36.5	18.8	16.4	8.7
1.85	1800	1718	1568	1418	1193	810	490	360	247	214.5	171.0	141.8	76.5	66.0	36.5	18.8	16.4	8.7

Constant Power Discharge Data (25°C, W/cell)																		
End Voltage (V/cell)	min					h												
	5	10	15	20	30	1	2	3	5	6	8	10	20	24	48	100	120	240
1.65	4455	4133	3885	3533	2768	1740	1050	780	540	375.8	300	248	127	119	72.9	37.5	33.0	17.6
1.70	4268	4005	3563	3135	2633	1725	1043	780	533	364.5	289	239	125	119	72.9	37.5	33.0	17.6
1.75	4103	3863	3465	3075	2595	1718	1035	773	525	351.8	279	230	124	119	72.9	37.5	33.0	17.6
1.80	3923	3735	3255	2873	2438	1605	1013	743	510	339.0	269	225	121	117	72.9	37.5	33.0	17.6
1.85	3435	3293	3015	2745	2318	1583	960	705	487	321.8	256	212	115	113	72.9	37.5	33.0	17.6

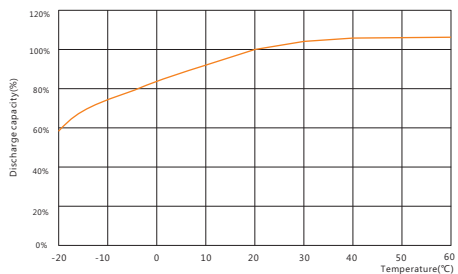
Performance Curve



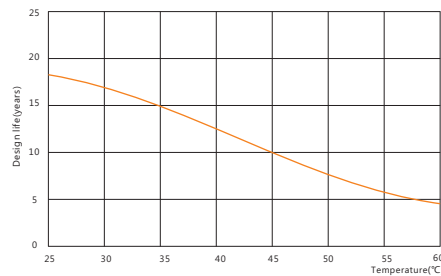
Cycle life vs. discharge depth



Charge vs. discharge depth



Capacity vs. temperature



Design life vs. temperature

Sacred Sun Power Sources Co., Ltd.

No.1 Shengyang Road Qufu City, PRC
sales@sacredsun.cn

Sacred Sun Asia Pacific

No. 15, Yishun Industrial Street 1,
#01-17, WIN5, Singapore 768091
sales.asia@sacredsun.cn

Sacred Sun Europe SPRL

Schoenstraat 96-9140 Temse, Belgium
sales.eu@sacredsun.cn

Sacred Sun MEA FZE

S10122A1019 Jebel Ali, Dubai,
United Arab Emirates
sales.mea@sacredsun.cn