


HTB Series

FTA12-100HT 12V100Ah

Sacred Sun HTB VRLA battery uses latest AGM technology designed for high temperature resistant performance with good cycle life and fast charging acceptance ability. Its average temperature can be 35-40°C. HTB's reduced needs for cooling saves energy and reduces cost. It is suitable for high temperature environments both in floating and cyclic applications. Sacred Sun has two ranges: 12V front terminal and 2V top terminal.



Benefits

- Long life according to EUROBAT Classification
- Specifically designed for semi-stable mains
- High discharge performance
- 99%+ gas recombination efficiency
- Maximum charge efficiency
- Low self-discharge rate
- Easy installation and handling
- Centralized venting system

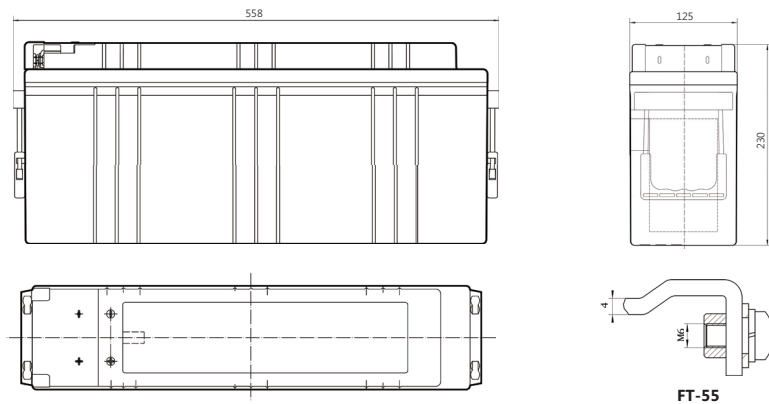
Applications

- High temperature BTS
- Unstable grid BTS
- Remote area BTS
- Solar (Wind) energy storage system

Standards

- JIS C8704-1
- JIS C8704-2
- IEC 60896-21/22
- IEC 61427
- EUROBAT guide
- Installation compliant with EN50272-2

Drawing



Specifications

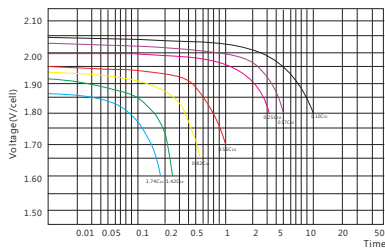
Battery Model	FTA12-100HT			
Design Life (Years, 35°C)	10			
Capacity (Ah, 25°C)	10HR (10A, 1.80V)	5HR (18.2A, 1.80V)	3HR (26.8A, 1.80V)	1HR (56.35A, 1.75V)
	100	94	80.4	56.35
Dimensions (mm)	Length	Width	Height	Total Height
	558	125	230	230
Approx. Weight (kg)	37.5			
Reference Internal Resistance (mΩ)	4.8 (fully charged @ 25°C)			
Maximum Discharge Current (A/5 Sec.)	895			
Self-Discharge (25°C)	≤ 1.5% per month			
Charge Voltage (V/cell, 25°C)	Cycle use		Float use	
	2.35 (-3.5mV/°C/cell), max charge current: 20A		2.25 (-3.5mV/°C/cell)	
Short Circuit Current (A)	2500			

Discharge Data

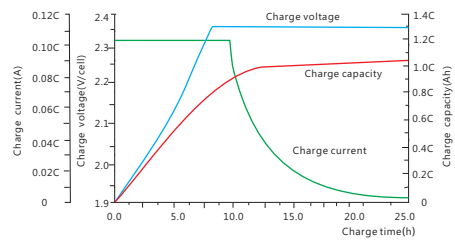
Constant Current Discharge Data (25°C, A)														
End Voltage (V/cell)	min					h								
	5	10	15	30	45	1	2	3	4	5	6	8	10	20
1.60	278.7	223.0	184.3	126.3	88.0	67.05	40.06	28.90	23.8	19.20	16.50	12.70	10.80	5.65
1.65	260.5	204.2	174.7	118.3	80.9	63.47	39.15	28.10	23.5	18.80	16.40	12.50	10.7	5.58
1.70	239.5	183.7	161.0	110.4	75.0	57.82	38.14	27.70	22.9	18.60	16.30	12.40	10.6	5.56
1.75	220.7	168.4	151.4	105.8	73.2	56.35	37.53	27.20	22.5	18.30	16.30	12.30	10.40	5.55
1.80	196.9	156.4	139.3	97.3	65.7	52.22	36.48	26.80	22.3	18.20	16.10	12.20	10.0	5.50

Constant Power Discharge Data (25°C, W/cell)														
End Voltage (V/cell)	min					h								
	5	10	15	30	45	1	2	3	4	5	6	8	10	20
1.60	544.5	434.0	330.0	221.0	160.0	118	80.6	60.00	45	36.40	30.92	23.50	17.00	10.90
1.65	530.5	396.8	316.4	217.0	159.8	117	79.2	59.70	44.5	36.10	30.90	23.40	16.80	10.87
1.70	500.0	376.8	296.4	207.0	158.0	116	77.8	59.00	43.8	36.00	30.70	23.30	16.50	10.85
1.75	455.0	356.7	281.4	201.0	154.2	115.8	77	58.00	43.5	35.80	30.60	23.30	16.20	10.81
1.80	423.0	331.5	257.3	191.0	151.0	113.0	75.0	56.00	43	35.40	30.60	23.20	16.00	10.80

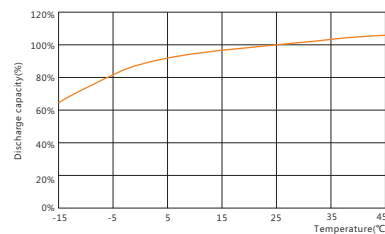
Performance Curve



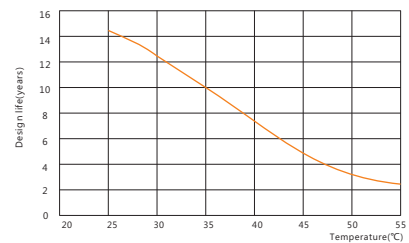
Discharge Performance



Charge Performance



Temperature vs. capacity



Design life vs. temperature

Sacred Sun Power Sources Co., Ltd.

No.1 Shengyang Road Qufu City, PRC
sales@sacredsun.cn

Sacred Sun Asia Pacific

No. 15, Yishun Industrial Street 1,
#01-17, WIN5, Singapore 768091
sales.asia@sacredsun.cn

Sacred Sun Europe SPRL

Schoenstraat 96-9140 Temse, Belgium
sales.eu@sacredsun.cn

Sacred Sun MEA FZE

S10122A1019 Jebel Ali, Dubai,
United Arab Emirates
sales.mea@sacredsun.cn

