

SP Series

SP12-33 12V33Ah



SP series VRLA battery uses AGM technology and high-purity raw materials. Its good floating back up and large current discharge performance makes it optimal and economical choice for UPS/EPS.

Benefits

- Long life according to EUROBAT Classification
- Maximum charge efficiency
- High gas recombination efficiency
- Low self-discharge rate
- Easy installation and handling
- Vertical or horizontal installation

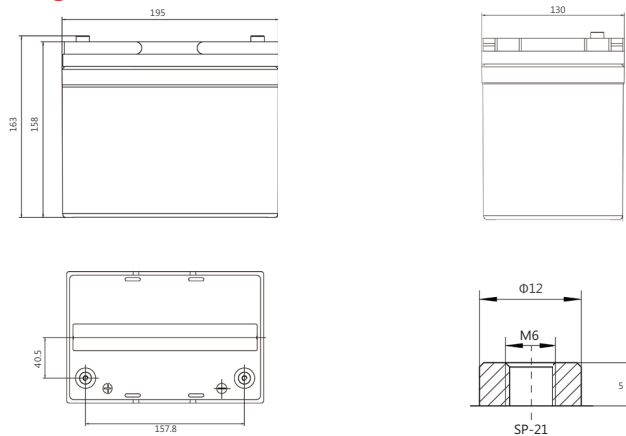
Applications

- UPS units
- Emergency power
- Starting generators
- EPS units

Standards

- IEC 61056-1/2
- JIS C8702-1/2
- EUROBAT guide

Drawing



Specifications

Battery Model	SP12-33			
Design Life (years, 25°C)	10			
Capacity (Ah, 25°C)	20HR (1.65A, 1.75V)	10HR (3.07A, 1.75V)	5HR (5.6A, 1.75V)	1HR(20.03A, 1.70V)
	33	30.7	28	20.03
Dimensions (mm)	Length	Width	Height	Total Height
	195	130	158	163
Approx. Weight (kg)	10.5			
Reference Internal Resistance (mΩ)	10.2 (full charged @ 25°C)			
Maximum Discharge Current (A/5 Sec.)	495			
Self-Discharge (25°C)	< 3% per month			
Charge Voltage (V/cell, 25°C)	Cycle use		Float use	
	2.45 (-4mV/°C/cell), max charge current: 9.9 A		2.27 (-3mV/°C/cell)	
Short Circuit Current (A)	850			

Discharge Data

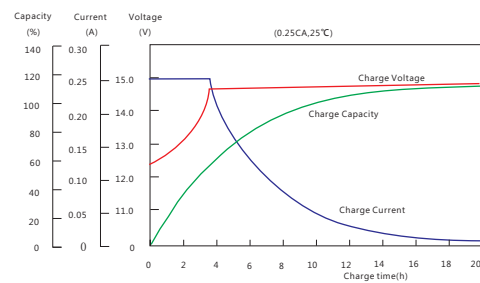
Constant Current Discharge Data (25°C, A)													
End Voltage (V/cell)	min						h						
	5	10	15	20	30	45	1	1.5	2	3	5	10	20
1.60	104.0	74.90	60.63	49.63	35.58	25.79	20.34	14.56	12.02	8.685	5.812	3.167	1.700
1.65	97.00	72.00	59.19	49.14	35.31	25.58	20.19	14.46	11.95	8.624	5.772	3.154	1.691
1.67	94.60	70.60	58.72	48.91	35.14	25.48	20.11	14.42	11.90	8.602	5.751	3.141	1.685
1.70	92.94	69.30	58.41	48.58	34.95	25.38	20.03	14.36	11.86	8.571	5.730	3.127	1.678
1.75	86.00	66.60	56.34	47.03	33.89	24.64	19.47	13.97	11.55	8.360	5.600	3.070	1.650
1.80	77.22	63.08	54.10	45.28	32.72	23.89	18.92	13.59	11.25	8.170	5.494	3.029	1.635

Constant Power Discharge Data (25°C, W/cell)													
End Voltage (V/cell)	min						h						
	5	10	15	20	30	45	1	1.5	2	3	5	10	20
1.60	183.8	138.4	114.4	94.71	68.38	49.90	39.61	28.49	23.63	17.19	11.56	6.341	3.411
1.65	175.1	134.3	112.5	94.31	68.22	49.78	39.44	28.39	23.58	17.11	11.51	6.332	3.401
1.67	172.7	132.5	112.0	94.16	68.13	49.71	39.42	28.40	23.56	17.13	11.50	6.324	3.396
1.70	171.1	130.9	111.8	93.84	67.97	49.66	39.42	28.36	23.55	17.10	11.49	6.309	3.390
1.75	159.3	126.2	108.1	91.07	66.09	48.35	38.41	27.67	22.99	16.72	11.25	6.205	3.341
1.80	144.3	120.4	104.3	87.99	64.06	47.09	37.44	27.02	22.49	16.40	11.07	6.140	3.324

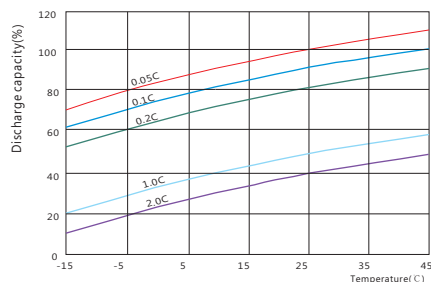
Performance Curve



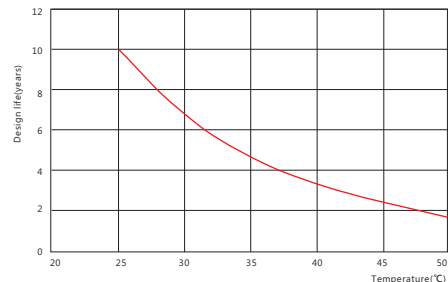
Discharge voltage vs. discharge time



Charge capacity vs. charge time



Discharge capacity vs. temperature



Design life vs. temperature

Sacred Sun Power Sources Co., Ltd.

No.1 Shengyang Road Qufu City, PRC
sales@sacredsun.cn

Sacred Sun Asia Pacific

No. 15, Yishun Industrial Street 1,
#01-17, WIN5, Singapore 768091
sales.asia@sacredsun.cn

Sacred Sun Europe SPRL

Schoenstraat 96-9140 Temse, Belgium
sales.eu@sacredsun.cn

Sacred Sun MEA FZE

S10122A1019 Jebel Ali, Dubai,
United Arab Emirates
sales.mea@sacredsun.cn

