

# SP Series

## SP12-38 12V38Ah



SP series VRLA battery uses AGM technology and high-purity raw materials. Its good floating back up and large current discharge performance makes it optimal and economical choice for UPS/EPS.

### Benefits

- Standard Commercial according to EUROBAT Classification
- Maximum charge efficiency
- High gas recombination efficiency
- Low self-discharge rate
- Easy installation and handling
- Vertical or horizontal installation

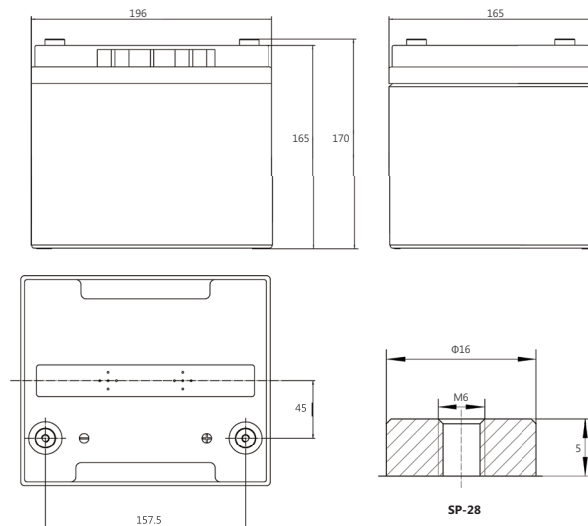
### Applications

- UPS units
- Emergency power
- Starting generators
- EPS units

### Standards

- IEC 61056-1/2
- JIS C8702-1/2
- EUROBAT guide

### Drawing



### Specifications

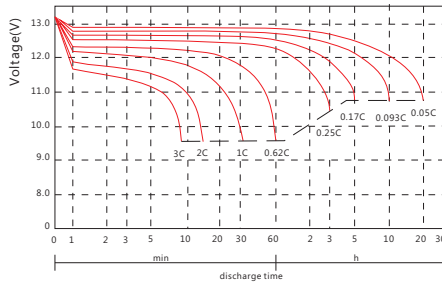
Battery Model	SP12-38			
Design Life (years, 25°C)	10			
Capacity (Ah, 25°C)	20HR (1.9A, 1.75V)	10HR (3.54A, 1.75V)	5HR (6.46A, 1.75V)	1HR(22.8A, 1.70V)
	38	35.4	32.3	22.8
Dimensions (mm)	Length	Width	Height	Total Height
	196	165	165	170
Approx. Weight (kg)	12.0			
Reference Internal Resistance (mΩ)	9.0 ( fully charged @ 25°C)			
Maximum Discharge Current (A/5 Sec.)	570			
Self-Discharge (25°C)	< 2% per month			
Charge Voltage (V/cell, 25°C)	Cycle use		Float use	
	2.40 (-4mV/°C/cell), max charge current: 11.4A		2.27 (-3mV/°C/cell)	
Short Circuit Current (A)	1310			

## Discharge Data

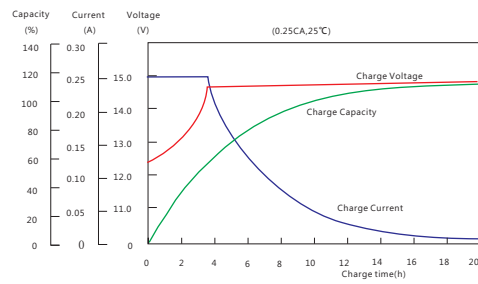
Constant Current Discharge Data (25°C, A)													
End Voltage (V/cell)	min						h						
	5	10	15	20	30	45	1	1.5	2	3	5	10	20
1.60	130.1	85.50	66.20	51.47	40.00	30.65	24.13	19.10	14.50	10.34	6.700	3.696	2.000
1.65	125.2	82.60	63.82	49.64	38.83	29.57	23.39	18.59	14.20	10.03	6.604	3.644	1.980
1.67	123.4	81.76	62.72	48.94	38.28	29.05	23.14	18.34	14.03	9.919	6.578	3.624	1.964
1.70	121.2	80.60	61.36	48.04	37.57	28.42	22.80	18.01	13.80	9.768	6.526	3.590	1.940
1.75	116.6	77.30	59.02	46.44	36.50	27.62	22.13	17.39	13.38	9.491	6.460	3.540	1.900
1.80	110.6	74.00	56.90	44.93	35.34	26.94	21.33	16.81	13.00	9.204	6.356	3.483	1.860

Constant Power Discharge Data (25°C, W/cell)													
End Voltage (V/cell)	min						h						
	5	10	15	20	30	45	1	1.5	2	3	5	10	20
1.60	239.4	165.7	130	100.6	82.65	61.99	48.00	36.91	28.60	20.10	13.20	7.375	4.062
1.65	231.5	160.9	126.4	97.83	80.74	60.40	46.96	36.10	28.20	19.79	13.03	7.283	4.020
1.67	228.5	158.8	125.1	96.75	80.19	59.68	46.51	36.02	28.00	19.67	12.99	7.255	4.003
1.70	224.6	156.1	123.4	95.28	79.31	58.73	45.88	35.80	27.80	19.47	12.90	7.199	3.970
1.75	218.4	151.2	120.2	92.74	77.32	57.38	44.70	35.06	27.00	19.23	12.70	7.107	3.910
1.80	209.2	144.6	117.5	90.23	75.18	55.95	43.40	34.28	26.50	19.00	12.50	7.005	3.877

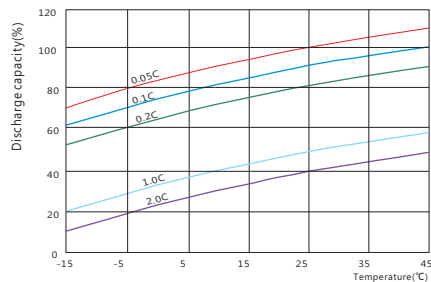
## Performance Curve



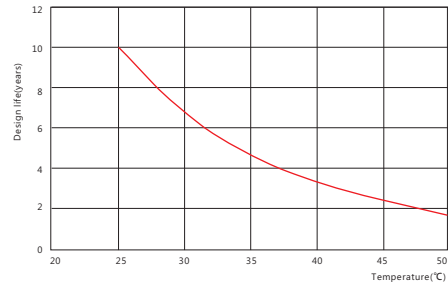
Discharge voltage vs. discharge time



Charge capacity vs. charge time



Discharge capacity vs. temperature



Design life vs. temperature

### Sacred Sun Power Sources Co., Ltd.

No.1 Shengyang Road Qufu City, PRC  
sales@sacredsun.cn

### Sacred Sun Asia Pacific

No. 15, Yishun Industrial Street 1,  
#01-17, WIN5, Singapore 768091  
sales.asia@sacredsun.cn

### Sacred Sun Europe SPRL

Schoenstraat 96-9140 Temse, Belgium  
sales.eu@sacredsun.cn

### Sacred Sun MEA FZE

S10122A1019 Jebel Ali, Dubai,  
United Arab Emirates  
sales.mea@sacredsun.cn