

SPG Series

SPG12-255W 12V70Ah

SPG series VRLA battery uses AGM technology and high-purity raw materials. It has good high power discharge, floating backup and fast charging performance. It is mainly used in UPS/EPS standby power supply systems. It can backup power in poor operation environment.



Benefits

- Long life according to EUROBAT Classification
- Maximun charge efficiency
- High gas recombination efficiency
- Low self-discharge rate
- Horizontal or vertical installization

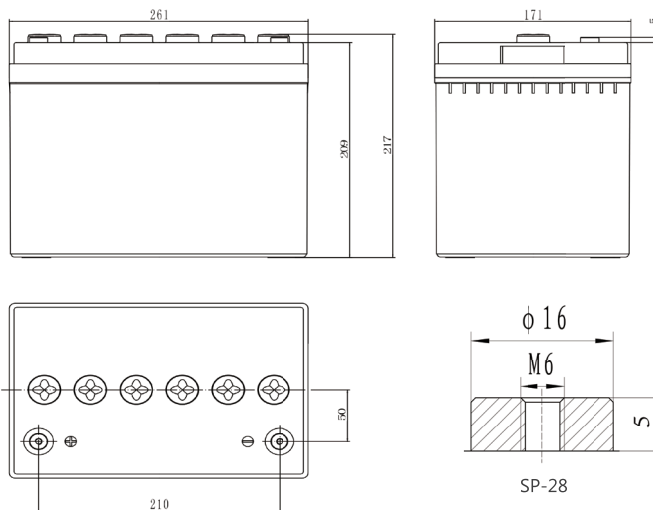
Applications

- UPS units
- Data center
- Starting generators
- EPS units

Standards

- IEC 60896-21/22
- JIS C8704-1/2
- EUROBAT guide

Drawing



Specifications

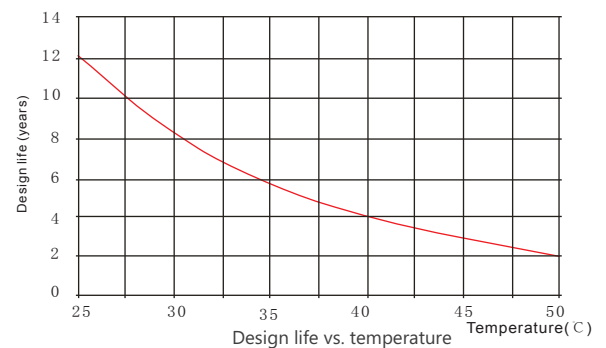
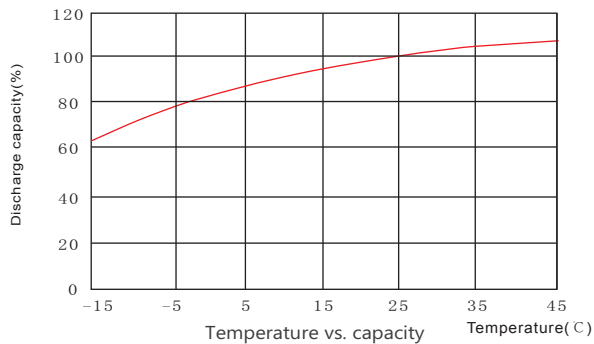
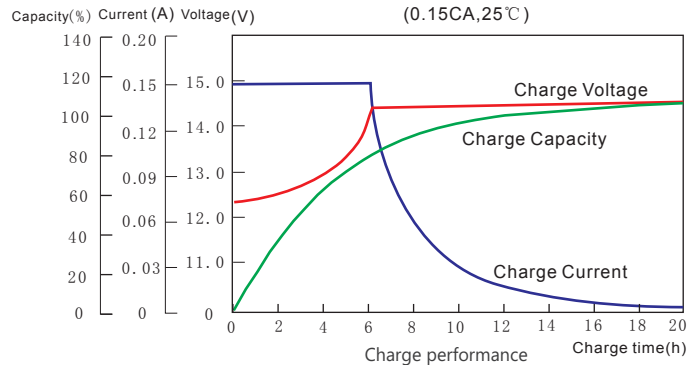
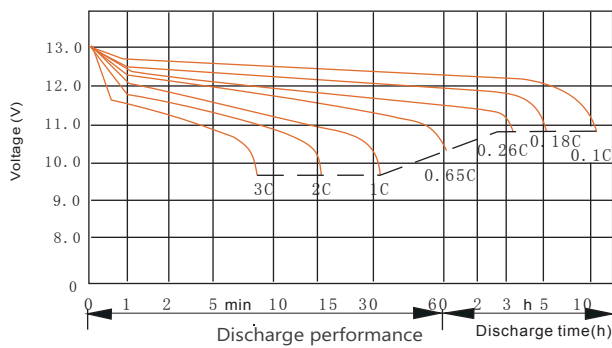
Battery Model	SPG12-255W			
Design Life (years, 25°C)	12			
Capacity (Ah, 25°C)	10min (1.60V) 330W/cell	15min (1.67V) 255W/cell	1HR (48.5A, 1.70V) 48.5Ah	10HR (7.0A, 1.80V) 70Ah
Dimensions (mm)	Length	Width	Height	Total Height
	261	171	209	217
Approx. Weight (kg)	22.5			
Reference Internal Resistance (mΩ)	5.80 (fully charged @ 25°C)			
Maximum Discharge Current (A/5 Sec.)	840			
Self-Discharge (25°C)	≤ 2% per months			
Charge Voltage (V/cell, 25°C)	Cycle use		Float use	
	2.40(-3.5mV/°C/cell), max charge current:21A		2.27(-3.5mV/°C/cell)	
Short Circuit Current (A)	2050			

Discharge Data

Constant Current Discharge Data (25°C, A)														
End Voltage (V/cell)	min							h						
	5	10	15	20	25	30	45	1	1.5	2	3	5	6	10
1.60	266	200	160	133	113	96.6	67.3	53.7	36.7	29.0	20.8	13.5	11.5	7.70
1.65	245	190	154	127	108	93.1	65.6	52.0	35.6	28.2	20.2	13.1	11.3	7.49
1.67	235	182	147	122	104	89.6	63.3	50.5	35.0	27.8	19.9	12.9	11.2	7.42
1.70	221	172	138	116	100	86.1	61.1	48.5	34.3	27.3	19.5	12.7	11.0	7.28
1.75	210	161	128	107	92.4	80.5	57.7	46.7	33.3	26.5	19.0	12.4	10.7	7.14
1.80	202	148	118	101	87.4	76.3	53.4	44.5	32.1	25.6	18.4	12.1	10.5	7.00

Constant Power Discharge Data (25°C, W/cell)														
End Voltage (V/cell)	min							h						
	5	10	15	20	25	30	45	1	1.5	2	3	5	6	10
1.60	435	330	268	221	183	170	124	97.8	74.6	56.9	42.5	26.9	22.9	15.1
1.65	424	317	260	215	179	164	121	94.3	72.5	55.2	41.4	26.1	22.5	15.0
1.67	405	310	255	211	175	160	118	92.9	70.7	53.9	40.6	25.5	22.2	14.8
1.70	388	304	252	205	170	156	117	90.8	69.4	52.9	40.0	25.1	21.8	14.6
1.75	375	295	242	197	164	150	113	88.1	67.8	51.8	38.8	24.6	21.4	14.4
1.80	365	283	232	191	158	144	109	84.6	65.3	50.1	37.6	23.9	20.9	14.1

Performance Curve



Sacred Sun Power Sources Co., Ltd.

No.1 Shengyang Road Qufu City, PRC
sales@sacredsun.cn

Sacred Sun Asia Pacific

No. 15, Yishun Industrial Street 1,
#01-17, WIN5, Singapore 768091
sales.asia@sacredsun.cn

Sacred Sun Europe SPRL

Schoenstraat 96-9140 Temse, Belgium
sales.eu@sacredsun.cn

Sacred Sun MEA FZE

S10122A1019 Jebel Ali, Dubai,
United Arab Emirates
sales.mea@sacredsun.cn

