

SPG Series

SPG12-340W 12V90Ah

SPG series VRLA battery uses AGM technology and high-purity raw materials. It has good high power discharge, floating backup and fast charging performance. It is mainly used in UPS/EPS standby power supply systems. It can backup power in poor operation environment.



Benefits

- Long life according to EUROBAT Classification
- Maximum charge efficiency
- High gas recombination efficiency
- Low self-discharge rate
- Easy installation and handling
- Horizontal or vertical installization

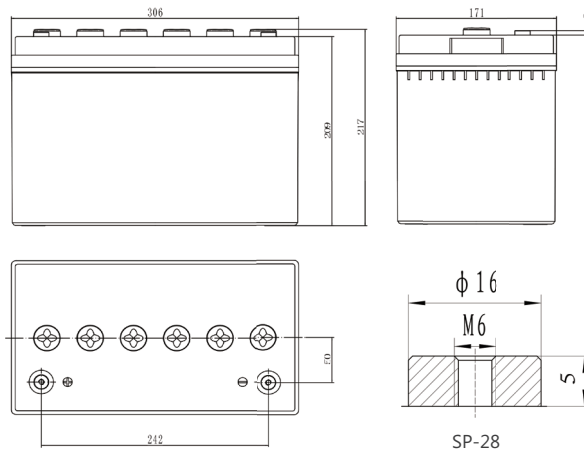
Applications

- UPS units
- Data center
- Starting generators
- EPS units

Standards

- IEC 60896-21/22
- JIS C8704-1/2
- EUROBAT guide
- Installation compliant with EN 50272-2

Drawing



Specifications

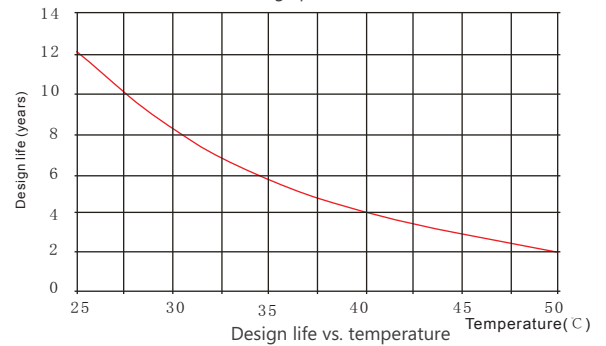
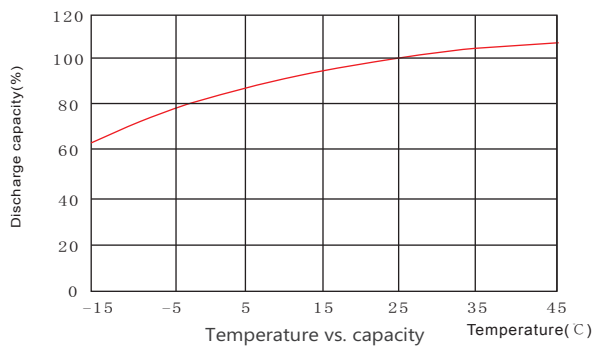
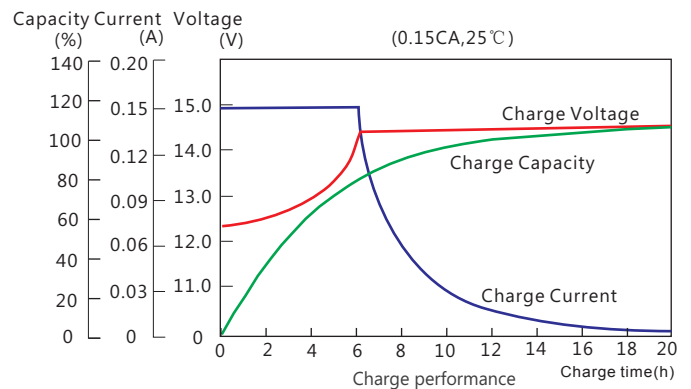
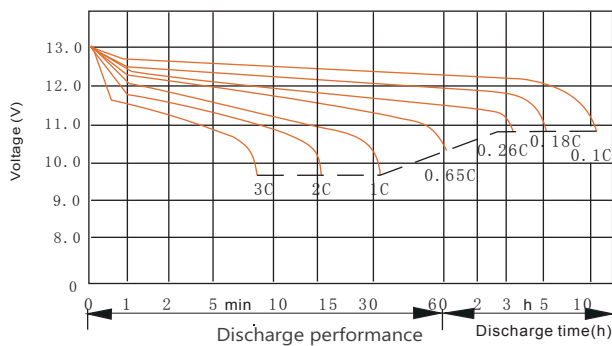
Battery Model	SPG12-340W			
Design Life (years, 25°C)	12			
Capacity (Ah, 25°C)	10min (1.60V)	15min (1.67V)	1HR (52.8A, 1.70V)	10HR 9.0A, 1.80V)
	424W/cell	340W/cell	60.6Ah	90Ah
Dimensions (mm)	Length	Width	Height	Total Height
	306	171	209	217
Approx. Weight (kg)	27.4			
Reference Internal Resistance (mΩ)	4.90 (fully charged @ 25°C)			
Maximum Discharge Current (A/5 Sec.)	1080			
Self-Discharge (25°C)	≤ 2% per months			
Charge Voltage (V/cell, 25°C)	Cycle use		Float use	
	2.40(-4mV/°C/cell), max charge current: 27A		2.27(-3mV/°C/cell)	
Short Circuit Current (A)	2450			

Discharge Data

Constant Current Discharge Data (25°C, A)														
End Voltage (V/cell)	min							h						
	5	10	15	20	25	30	45	1	1.5	2	3	5	6	10
1.60	323	249	198	165	140	120	83.3	67.2	45.8	36.3	26.2	16.9	14.4	9.90
1.65	298	237	191	157	135	115	81.2	65.0	44.5	35.3	25.4	16.3	14.1	9.63
1.67	286	228	182	152	130	111	78.4	63.1	43.7	34.7	25.1	16.1	13.9	9.54
1.70	268	214	171	143	123	107	75.7	60.6	42.9	34.1	24.6	15.9	13.7	9.36
1.75	255	201	159	133	114	100	71.5	58.4	41.7	33.1	23.9	15.5	13.4	9.18
1.80	245	186	146	126	108	94.5	66.2	55.6	40.1	32.0	23.2	15.2	13.2	9.00

Constant Power Discharge Data (25°C, W/cell)														
End Voltage (V/cell)	min							h						
	5	10	15	20	25	30	45	1	1.5	2	3	5	6	10
1.60	560	424	352	297	245	223	162	128	96.9	73.2	54.7	34.6	29.5	19.4
1.65	545	412	345	288	238	216	157	124	94.3	71.1	53.3	33.7	29.0	19.2
1.67	521	403	340	282	233	210	154	122	91.9	69.3	52.2	32.8	28.6	19.1
1.70	499	395	330	275	228	204	152	119	90.3	68.1	51.5	32.4	28.1	18.8
1.75	484	384	318	264	220	197	147	116	88.1	66.7	49.9	31.7	27.6	18.5
1.80	466	368	305	256	212	189	141	111	84.9	64.4	48.4	30.8	26.9	18.2

Performance Curve



Sacred Sun Power Sources Co., Ltd.

No.1 Shengyang Road Qufu City, PRC
sales@sacredsun.cn

Sacred Sun Asia Pacific

No. 15, Yishun Industrial Street 1,
#01-17, WIN5, Singapore 768091
sales.asia@sacredsun.cn

Sacred Sun Europe SPRL

Schoenstraat 96-9140 Temse, Belgium
sales.eu@sacredsun.cn

Sacred Sun MEA FZE

S10122A1019 Jebel Ali, Dubai,
United Arab Emirates
sales.mea@sacredsun.cn