

SPG Series

SPG12-600W 12V165Ah

SPG series VRLA battery uses AGM technology and high-purity raw materials. It has good high power discharge, floating backup and fast charging performance. It is mainly used in UPS/EPS standby power supply systems. It can backup power in poor operation environment.

Benefits

- Long life according to EUROBAT Classification
- Maximum charge efficiency
- High gas recombination efficiency
- Low self-discharge rate
- Horizontal or vertical installization

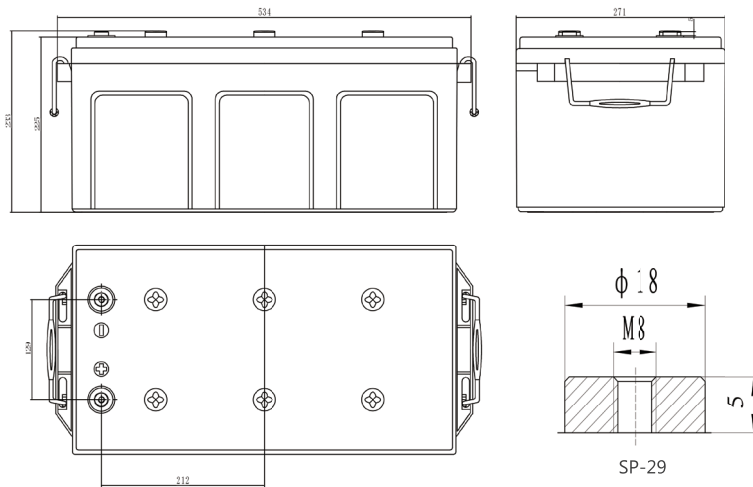
Applications

- UPS units
- Data center
- Starting generators
- EPS units

Standards

- IEC 60896-21/22
- JIS C8704-1/2
- EUROBAT guide

Drawing



Specifications

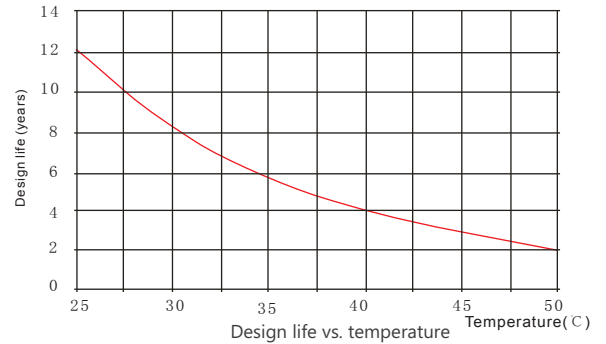
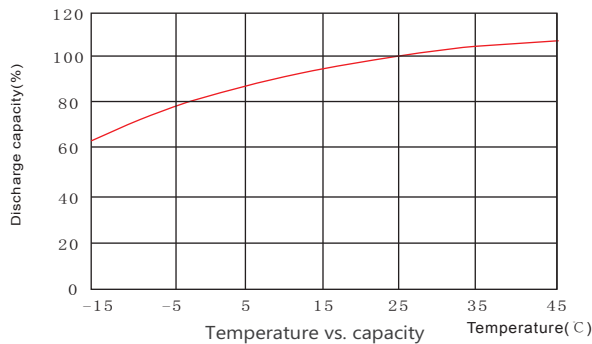
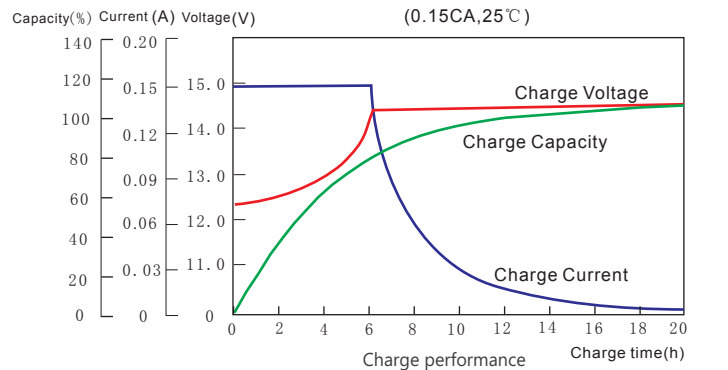
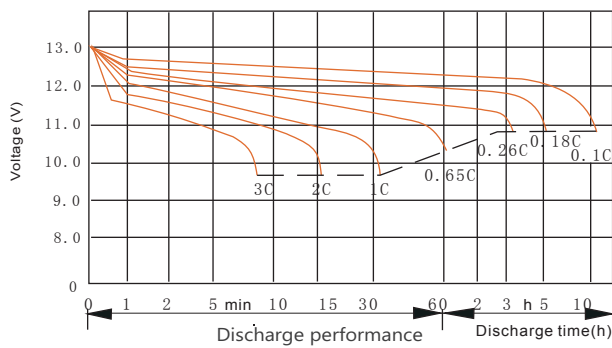
Battery Model	SPG12-600W			
Design Life (years, 25°C)	12			
Capacity (Ah, 25°C)	10min (1.60V) 710W/cell	15min (1.67V) 600W/cell	1HR (112A, 1.70V) 112Ah	10HR (16.5A, 1.80V) 165Ah
Dimensions (mm)	Length	Width	Height	Total Height
	497	203	228	237
Approx. Weight (kg)	55.0			
Reference Internal Resistance (mΩ)	2.70 (fully charged @ 25°C)			
Maximum Discharge Current (A/5 Sec.)	2500			
Self-Discharge (25°C)	≤ 2% per months			
Charge Voltage (V/cell, 25°C)	Cycle use		Float use	
	2.40(-3.5mV/°C/cell), max charge current: 49.5A		2.27(-3.5mV/°C/cell)	
Short Circuit Current (A)	4300			

Discharge Data

Constant Current Discharge Data (25°C, A)														
End Voltage (V/cell)	min							h						
	5	10	15	20	25	30	45	1	1.5	2	3	5	6	10
1.60	533	434	363	295	249	212	152	120	93.8	72.4	50.4	31.6	27.0	17.0
1.65	503	417	350	285	241	198	148	116	91.6	70.9	48.9	31.1	26.6	16.9
1.67	480	404	339	277	235	193	145	114	89.8	69.6	48.0	30.7	26.3	16.8
1.70	469	390	327	269	227	188	141	112	88.3	68.6	47.0	30.2	26.1	16.7
1.75	444	367	313	255	216	178	136	108	85.5	66.7	45.6	30.0	25.8	16.6
1.80	413	342	294	238	206	165	129	104	82.4	64.5	43.8	29.1	25.4	16.5

Constant Power Discharge Data (25°C, W/cell)														
End Voltage (V/cell)	min							h						
	5	10	15	20	25	30	45	1	1.5	2	3	5	6	10
1.60	948	768	632	522	450	385	289	236	176	134	91.7	62.2	54.5	34.2
1.65	899	736	614	506	441	378	283	229	171	130	89.0	61.1	53.6	33.4
1.67	876	710	600	489	432	370	278	225	165	127	87.2	59.7	52.3	33.2
1.70	850	682	582	471	417	362	272	220	162	125	85.3	59.0	51.9	32.8
1.75	821	654	554	453	404	348	269	214	158	123	83.9	58.0	50.7	32.3
1.80	790	623	534	434	389	335	258	205	154	119	82.3	56.2	49.4	31.3

Performance Curve



Sacred Sun Power Sources Co., Ltd.

No.1 Shengyang Road Qufu City, PRC
sales@sacredsun.cn

Sacred Sun Asia Pacific

No. 15, Yishun Industrial Street 1,
#01-17, WIN5, Singapore 768091
sales.asia@sacredsun.cn

Sacred Sun Europe SPRL

Schoenstraat 96-9140 Temse, Belgium
sales.eu@sacredsun.cn

Sacred Sun MEA FZE

S10122A1019 Jebel Ali, Dubai,
United Arab Emirates
sales.mea@sacredsun.cn

