

SPG Series

SPG12-660W 12V180Ah

SPG series VRLA battery uses AGM technology and high-purity raw materials. It has good high power discharge, floating backup and fast charging performance. It is mainly used in UPS/EPS standby power supply systems. It can backup power in poor operation environment.



Benefits

- Long life according to EUROBAT Classification
- Maximum charge efficiency
- High gas recombination efficiency
- Low self-discharge rate
- Horizontal or vertical installization

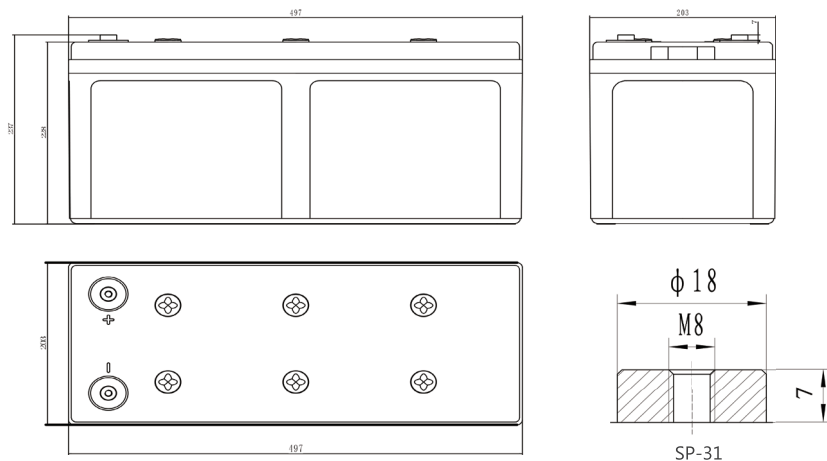
Applications

- UPS units
- Data center
- Starting generators
- EPS units

Standards

- IEC 60896-21/22
- JIS C8704-1/2
- EUROBAT guide

Drawing



Specifications

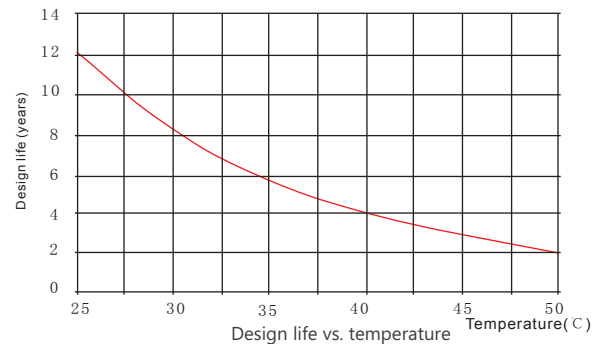
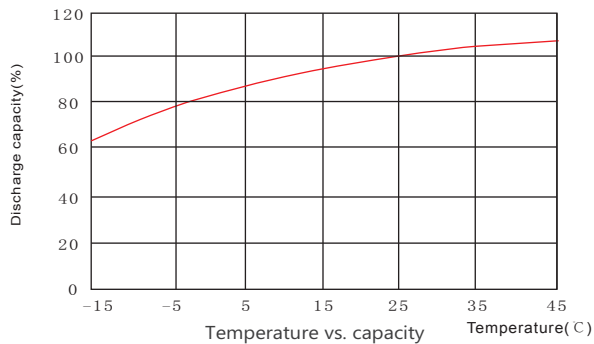
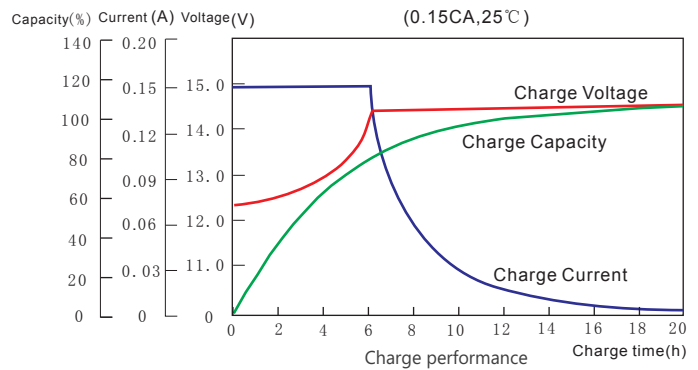
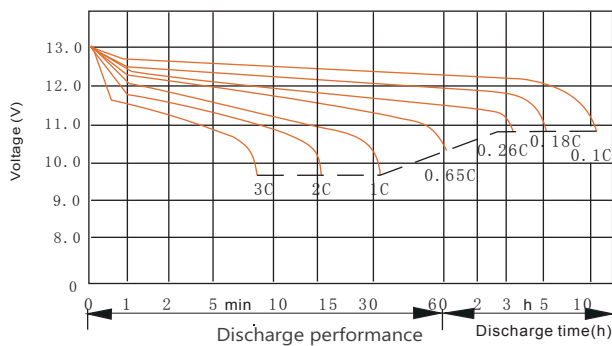
Battery Model	SPG12-660W			
Design Life (years, 25°C)	12			
Capacity (Ah, 25°C)	10min (1.60V)	15min (1.67V)	1HR (123A, 1.70V)	10HR (18A, 1.80V)
	845W/cell	660W/cell	123Ah	180Ah
Dimensions (mm)	Length	Width	Height	Total Height
	497	203	228	237
Approx. Weight (kg)	58.0			
Reference Internal Resistance (mΩ)	2.47 (fully charged @ 25°C)			
Maximum Discharge Current (A/5 Sec.)	1980			
Self-Discharge (25°C)	≤ 2% per months			
Charge Voltage (V/cell, 25°C)	Cycle use		Float use	
	2.40(-3.5mV/°C/cell), max charge current: 54A		2.27(-3.5mV/°C/cell)	
Short Circuit Current (A)	4350			

Discharge Data

Constant Current Discharge Data (25°C, A)														
End Voltage (V/cell)	min							h						
	5	10	15	20	25	30	45	1	1.5	2	3	5	6	10
1.60	586	477	400	324	274	238	168	132	103	79.6	55.4	34.7	29.7	18.5
1.65	554	459	385	313	266	230	163	128	101	78.0	53.8	34.2	29.3	18.4
1.67	528	444	373	304	258	224	159	125	98.8	76.5	52.7	33.8	28.9	18.3
1.70	516	429	359	296	249	218	156	123	97.1	75.4	51.7	33.2	28.8	18.2
1.75	488	404	345	281	237	208	149	119	94.1	73.3	50.2	33.0	28.4	18.1
1.80	454	376	324	265	226	198	142	114	90.7	71.0	48.1	32.1	27.9	18.0

Constant Power Discharge Data (25°C, W/cell)														
End Voltage (V/cell)	min							h						
	5	10	15	20	25	30	45	1	1.5	2	3	5	6	10
1.60	1043	845	695	574	495	440	318	259	194	147	101	68.4	59.9	37.6
1.65	989	810	675	557	486	431	311	252	188	143	97.9	67.2	59.0	36.7
1.67	964	780	660	538	476	423	305	247	182	140	95.9	65.6	57.5	36.5
1.70	935	750	640	518	459	413	300	242	178	138	93.8	64.9	57.1	36.1
1.75	903	720	609	498	444	401	296	235	174	135	92.2	63.8	55.7	35.5
1.80	869	685	587	478	428	385	284	225	169	131	90.5	61.8	54.3	34.4

Performance Curve



Sacred Sun Power Sources Co., Ltd.

No.1 Shengyang Road Qufu City, PRC
sales@sacredsun.cn

Sacred Sun Asia Pacific

No. 15, Yishun Industrial Street 1,
#01-17, WIN5, Singapore 768091
sales.asia@sacredsun.cn

Sacred Sun Europe SPRL

Schoenstraat 96-9140 Temse, Belgium
sales.eu@sacredsun.cn

Sacred Sun MEA FZE

S10122A1019 Jebel Ali, Dubai,
United Arab Emirates
sales.mea@sacredsun.cn