

SPG Series

SPG12-800W 12V230Ah

SPG series VRLA battery uses AGM technology and high-purity raw materials. It has good high power discharge, floating backup and fast charging performance. It is mainly used in UPS/EPS standby power supply systems. It can backup power in poor operation environment.

Benefits

- Long life according to EUROBAT Classification
- Maximum charge efficiency
- High gas recombination efficiency
- Low self-discharge rate
- Horizontal or vertical installization

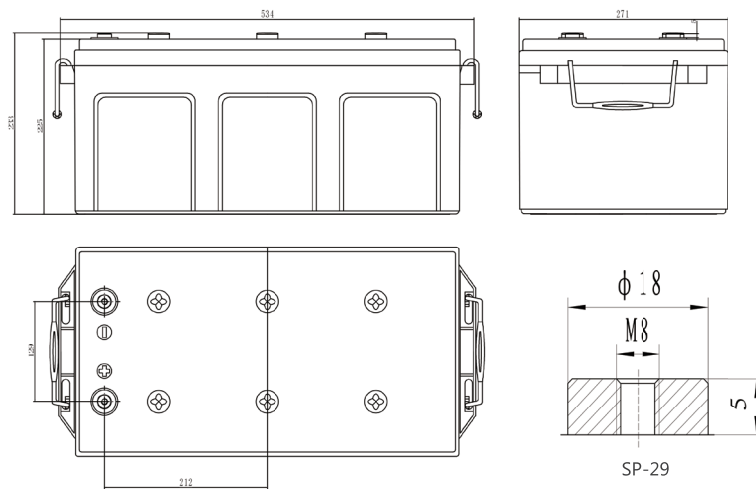
Applications

- UPS units
- Data center
- Starting generators
- EPS units

Standards

- IEC 60896-21/22
- JIS C8704-1/2
- EUROBAT guide

Drawing



Specifications

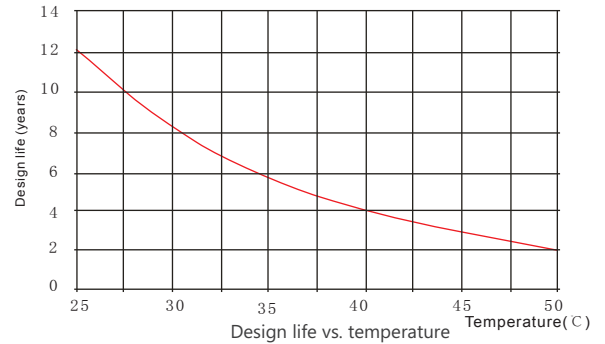
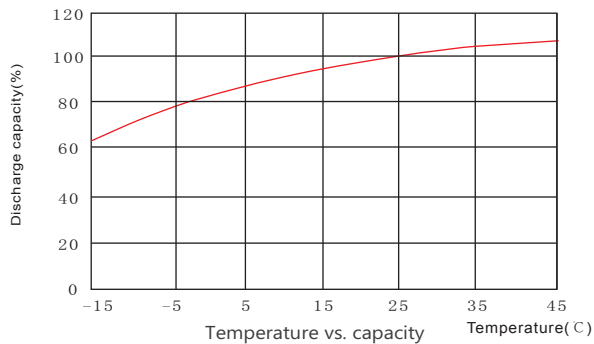
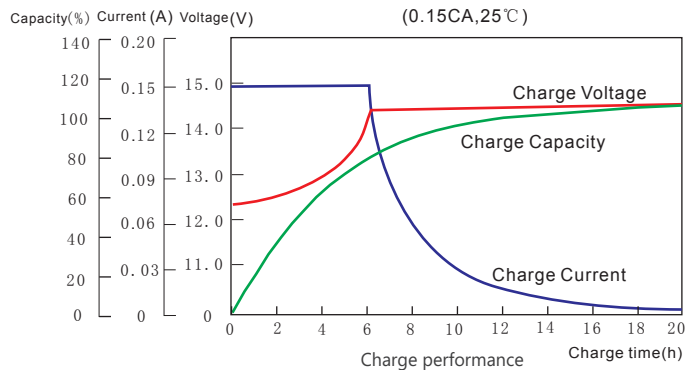
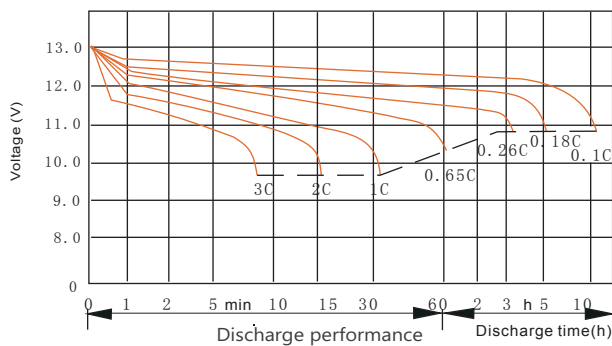
Battery Model	SPG12-800W			
Design Life (years, 25°C)	12			
Capacity (Ah, 25°C)	10min (1.60V) 1068W/cell	15min (1.67V) 800W/cell	1HR (152A, 1.70V) 152Ah	10HR (23.0A, 1.80V) 230Ah
Dimensions (mm)	Length	Width	Height	Total Height
	534	271	225	233
Approx. Weight (kg)	75.5			
Reference Internal Resistance (mΩ)	2.0 (fully charged @ 25°C)			
Maximum Discharge Current (A/5 Sec.)	2500			
Self-Discharge (25°C)	≤ 2% per months			
Charge Voltage (V/cell, 25°C)	Cycle use		Float use	
	2.40(-3.5mV/°C/cell), max charge current: 69A		2.27(-3.5mV/°C/cell)	
Short Circuit Current (A)	5800			

Discharge Data

Constant Current Discharge Data (25°C, A)														
End Voltage (V/cell)	min							h						
	5	10	15	20	25	30	45	1	1.5	2	3	5	6	10
1.60	754	583	488	396	335	285	205	163	127	98.3	68.4	42.9	36.6	23.9
1.65	712	561	470	383	324	275	199	158	124	96.2	66.4	42.2	36.1	23.8
1.67	680	542	455	372	316	268	194	155	122	94.5	65.1	41.7	35.7	23.6
1.70	664	524	439	361	304	261	190	152	120	93.1	63.8	41.0	35.5	23.5
1.75	628	493	421	343	290	248	182	147	116	90.5	61.9	40.7	35.0	23.2
1.80	584	460	396	323	277	236	174	141	112	87.6	59.4	39.6	34.5	23.0

Constant Power Discharge Data (25°C, W/cell)														
End Voltage (V/cell)	min							h						
	5	10	15	20	25	30	45	1	1.5	2	3	5	6	10
1.60	1290	1068	858	738	617	548	427	348	260	197	135	91.5	80.4	50.5
1.65	1226	1023	834	716	605	537	418	338	252	193	131	90.5	79.2	49.3
1.67	1194	986	800	691	593	526	410	332	244	188	129	87.7	77.2	49.0
1.70	1158	948	786	666	572	515	402	325	240	185	126	86.8	76.6	48.5
1.75	1119	909	750	641	554	500	396	316	233	182	124	85.9	74.8	47.6
1.80	1076	866	715	614	533	475	385	303	227	176	122	83.0	72.9	46.1

Performance Curve



Sacred Sun Power Sources Co., Ltd.

No.1 Shengyang Road Qufu City, PRC
sales@sacredsun.cn

Sacred Sun Asia Pacific

No. 15, Yishun Industrial Street 1,
#01-17, WIN5, Singapore 768091
sales.asia@sacredsun.cn

Sacred Sun Europe SPRL

Schoenstraat 96-9140 Temse, Belgium
sales.eu@sacredsun.cn

Sacred Sun MEA FZE

S10122A1019 Jebel Ali, Dubai,
United Arab Emirates
sales.mea@sacredsun.cn

