

SDC Series

SDC12-75 12V75Ah

SDC VRLA battery uses AGM and GEL hybrid technology, it has good deep cycle and large current discharge performance. As the economy-type solar battery, it can be widely used in renewable energy, electrical vehicle etc.



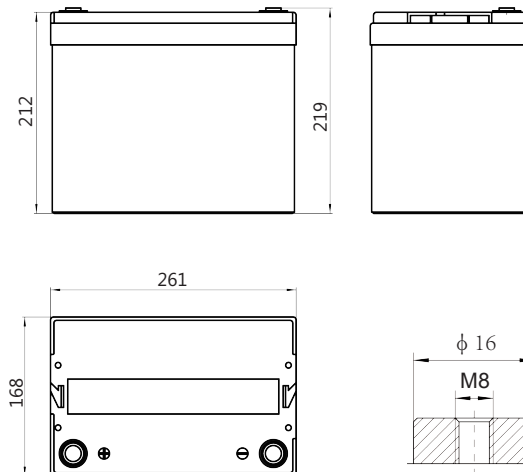
Benefits

- Deep cycle for solar application
- Good large current discharge performance
- High gas recombination efficiency
- Maximum charge efficiency
- Low self-discharge rate
- Easy installation and handling

Applications

- Electrical Vehicle
- Renewable Energy
- Universal

Drawing



Standards

- IEC 60896-21/22
- IEC 61427
- EUROBAT guide

Specifications

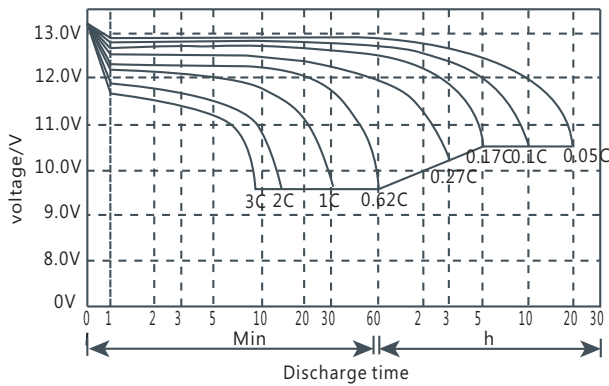
Battery Model	SDC12-75			
Design Life (years, 25°C)	10			
Capacity (Ah, 25°C)	20HR (3.9A, 1.75V)	10HR (7.5A, 1.75V)	5HR (14A, 1.75V)	3HR(20A, 1.75V)
	78	75	70	60
Dimensions (mm)	Length	Width	Height	Total Height
	261	168	212	219
Approx. Weight (kg)	24.0			
Reference Internal Resistance (mΩ)	7.0 (fully charged @ 25°C)			
Maximum Discharge Current (A/10 Sec.)	540			
Self-Discharge (25°C)	< 3% per month			
Charge Voltage (V/cell, 25°C)	Cycle use		Float use	
	2.45 (-3.0mV/°C/cell), max charge current: 10A		2.35 (-3.0mV/°C/cell)	
Short Circuit Current (A)	1100			

Discharge Data

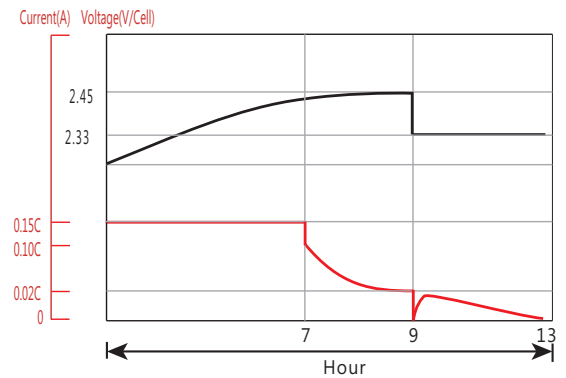
Constant Current Discharge Data (25°C, A)											
End Voltage (V/cell)	min				h						
	10	20	30	45	1	1.5	2	3	5	10	20
1.60	166.8	99.72	77.84	58.90	45.79	33.28	28.35	20.20	14.11	7.546	3.920
1.65	163.3	98.15	77.16	58.59	45.63	33.18	28.27	20.14	14.07	7.524	3.909
1.70	159.7	97.02	76.81	58.38	45.49	33.09	28.20	20.10	14.04	7.515	3.906
1.75	156.6	95.40	75.60	57.60	45.00	32.80	28.00	20.00	14.00	7.500	3.900

Constant Power Discharge Data (25°C, W/cell)											
End Voltage (V/cell)	min				h						
	10	20	30	45	1	1.5	2	3	5	10	20
1.60	302.6	186.9	149.0	114.0	89.31	65.24	55.78	39.94	28.03	15.06	7.861
1.65	301.0	185.4	148.5	113.9	89.28	65.21	55.83	39.95	28.04	15.05	7.859
1.70	297.6	184.6	148.4	113.9	89.31	65.23	55.84	39.99	28.05	15.08	7.870
1.75	294.1	182.5	146.6	112.7	88.61	64.85	55.64	39.90	28.03	15.08	7.871

Performance Curve



Discharge performance



Charge performance

Sacred Sun Power Sources Co., Ltd.

Add: No.1 Shengyang Road, Qufu 273100 PRC
Tel: +86-537-4422313 Fax: +86-537-4411980
Email: sales@sacredsun.cn

Sacred Sun Hong Kong Co., Limited

Add: RM 19C Lockhart CTR 301-307 Lockhart RD Wan Chai, Hong Kong
Email: admin.hk@sacredsun.hk

Sacred Sun Asia Pacific Pte Ltd.

Add: 1 Ubi View, #04-12, Focus One, Singapore 408555
Email: admin.sg@sacredsun.sg

Sacred Sun Europe SARL

Add: ZAE Fontaine, 33210 Fargues, France
Email: admin.eu@sacredsun.eu

Sacred Sun MEA FZE

Add: No. 311 office, Building LOB 14, JAFZA, Dubai, UAE
Email: admin.ae@sacredsun.ae