

DM Series

4-DM-170 8V170Ah

DM series battery uses latest AGM technology with longer cycle life. It is suitable for large current and deep cyclic applications. It can be used in e-vehicles, sightseeing, golf and logistics cars.



Benefits

- Up to 700 cycles 80% DOD
- Good large current discharge performance
- High gas recombination efficiency
- Maximum charge efficiency
- Low self-discharge rate
- Easy installation and handling

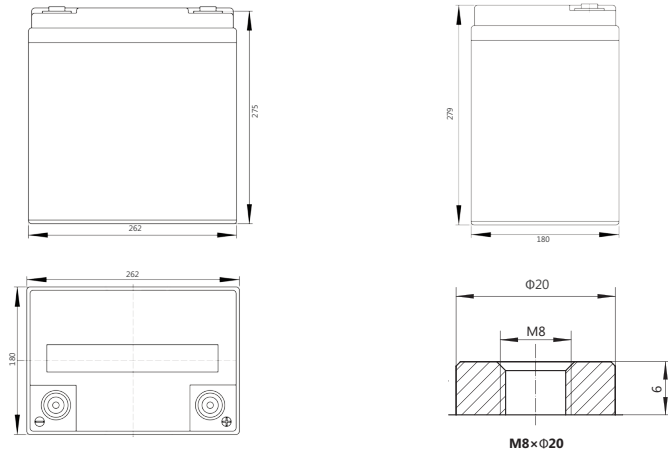
Applications

- Electrical Vehicle
- Mixture Electrical vehicle

Standards

- GB/T 18332.1
- QC/T 742
- IEC61982-3
- GB/T 7403.1
- GB/T 23636

Drawing



Specifications

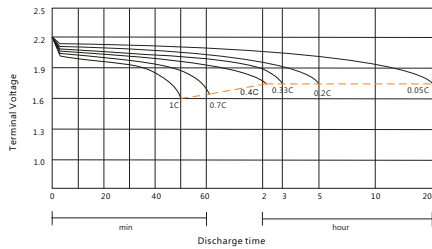
Battery Model	4-DM-170			
Design Life (80% DOD)	700 cycles			
Capacity (Ah, 25°C)	20HR (9.25A, 1.75V)	5HR (34.0A, 1.75V)	3HR (50.0A, 1.75V)	2HR(70A, 1.75V)
	185	170	150	140
Dimensions (mm)	Length	Width	Height	Total Height
	262	180	279	280.5
Approx. Weight (kg)	36.0			
Reference Internal Resistance (mΩ)	3.0 (full charged @ 25°C)			
Maximum Discharge Current (A/10 Sec.)	1350			
Self-Discharge (25°C)	≤ 3% per month			
Charge Voltage (V/cell, 25°C)	Cycle use		Float use	
	2.45 (-3mV/°C/cell), max charge current: 25A		2.35 (-3mV/°C/cell)	

Discharge Data

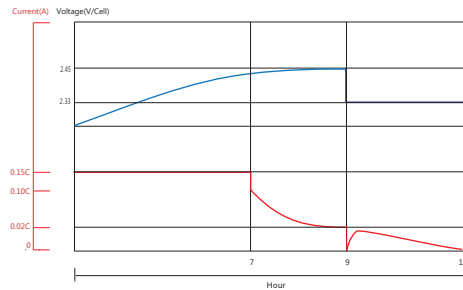
Constant Current Discharge Data (25°C, A)											
End Voltage (V/cell)	min					h					
	10	20	30	45	60	1.5	2	3	5	10	20
1.60	396.9	234.9	174.4	135.49	113.67	87.15	72.28	51.38	34.74	18.29	9.374
1.65	388.0	230.3	171.6	133.32	112.01	85.95	71.45	50.87	34.44	18.18	9.328
1.70	377.7	224.7	167.9	130.91	110.51	85.01	70.62	50.40	34.22	18.08	9.287
1.75	369.0	220.5	165.0	129.00	109.05	84.00	70.00	50.00	34.00	18.00	9.250
1.80	344.2	207.4	156.1	122.8	104.3	80.72	67.56	48.48	33.17	17.65	9.107

Constant Power Discharge Data (25°C, W/cell)											
End Voltage (V/cell)	min					h					
	10	20	30	45	60	1.5	2	3	5	10	20
1.60	697.2	423.1	320.6	252.9	214.6	166.2	139.14	99.76	68.11	36.08	18.59
1.65	694.0	421.1	319.2	251.1	213.3	165.1	138.48	99.32	67.79	36.02	18.57
1.70	685.2	415.6	315.3	248.6	211.8	164.3	137.72	99.01	67.72	35.99	18.56
1.75	678.7	412.3	312.2	246.6	210.2	163.1	137.14	98.62	67.60	35.95	18.55
1.80	644.5	392.1	297.9	236.3	202.0	157.6	132.8	96.01	66.24	35.33	18.29

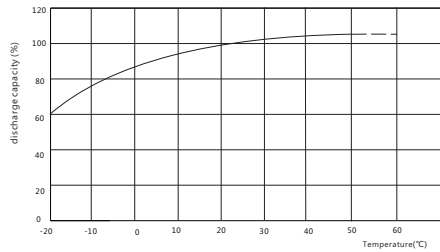
Performance Curve



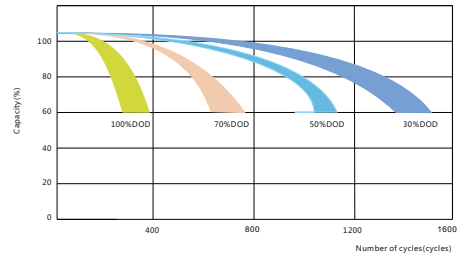
Discharging performance



Charge performance



Discharge capacity vs. temperature



Cycles vs. discharge depth

Sacred Sun Power Sources Co., Ltd.

Add: No.1 Shengyang Road, Qufu 273100 PRC
Tel: +86-537-4422313 Fax: +86-537-4411980
Email: sales@sacredsun.cn

Sacred Sun Hong Kong Co., Limited

Add: RM 19C Lockhart CTR 301-307 Lockhart RD Wan Chai, Hong Kong
Email: admin.hk@sacredsun.hk

Sacred Sun Asia Pacific Pte Ltd.

Add: 1 Ubi View, #04-12, Focus One, Singapore 408555
Email: admin.sg@sacredsun.sg

Sacred Sun Europe SARL

Add: ZAE Fontaine, 33210 Fargues, France
Email: admin.eu@sacredsun.eu

Sacred Sun MEA FZE

Add: No. 311 office, Building LOB 14, JAFZA, Dubai, UAE
Email: admin.ae@sacredsun.ae

