

SPG Series

SPG12-175W 12V42Ah

SPG series VRLA battery uses AGM technology and high-purity raw materials. It has good high power discharge, floating backup and fast charging performance. It is mainly used in UPS/EPS standby power supply systems. It can backup power in poor operation environment.



Benefits

- Long life according to EUROBAT Classification
- Maximum charge efficiency
- High gas recombination efficiency
- Low self-discharge rate
- Horizontal or vertical installation

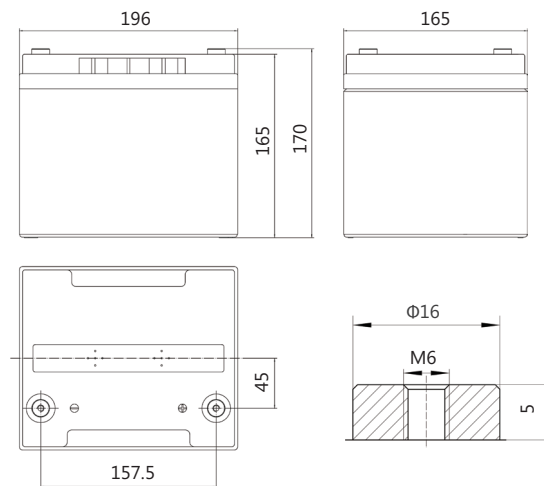
Applications

- UPS units
- Data center
- Starting generators
- EPS units

Standards

- IEC 60896-21/22
- JIS C8704-1/2
- EUROBAT guide

Drawing



SP-28

Specifications

| | | | | |
|--------------------------------------|---|----------------|----------------------|--------------------|
| Battery Model | SPG12-175W | | | |
| Design Life (years, 25°C) | 12 | | | |
| Capacity (Ah, 25°C) | 10min (1.60V) | 15min (1.67V) | 1HR (25.2A, 1.75V) | 10HR (4.2A, 1.80V) |
| | 205W/cell | 175W/cell | 25.2Ah | 42Ah |
| Dimensions (mm) | Length | Width | Height | Total Height |
| | 196 | 165 | 165 | 170 |
| Approx. Weight (kg) | 13.9 | | | |
| Reference Internal Resistance (mΩ) | 7.5 (fully charged @ 25°C) | | | |
| Maximum Discharge Current (A/5 Sec.) | 500 | | | |
| Self-Discharge (25°C) | ≤ 2% per months | | | |
| Charge Voltage (V/cell, 25°C) | Equalizing voltage | | Float voltage | |
| | 2.40(-3.5mV/°C/cell), max charge current: 10.5A | | 2.27(-3.5mV/°C/cell) | |
| Short Circuit Current (A) | 1600 | | | |

Discharge Data

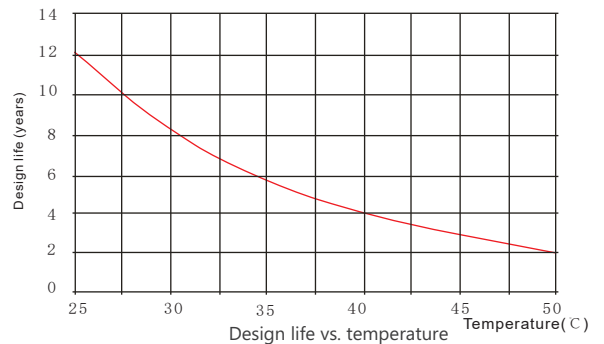
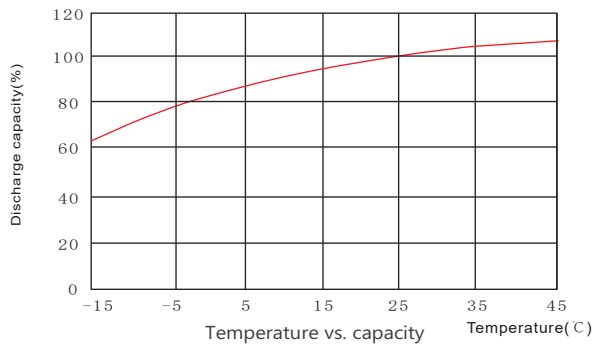
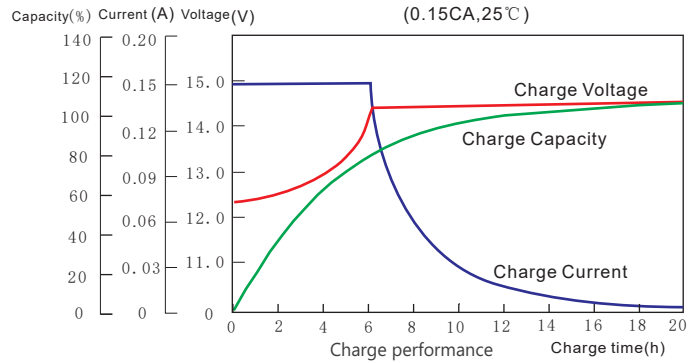
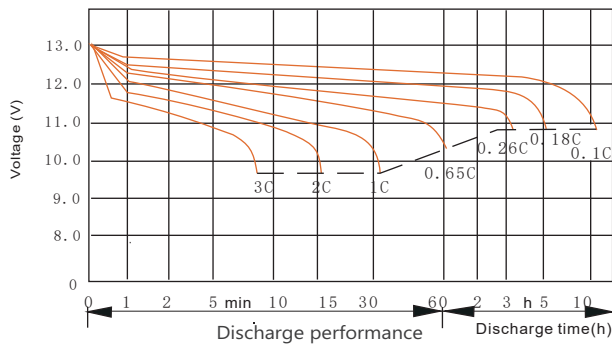
Constant Current Discharge Data (25°C, A)

| End Voltage (V/cell) | min | | | | | | h | | | | | | | |
|----------------------|------|------|------|------|------|------|------|------|------|------|------|------|------|------|
| | 10 | 15 | 20 | 25 | 30 | 45 | 1 | 1.5 | 2 | 3 | 4 | 5 | 6 | 10 |
| 1.60 | 112 | 98.4 | 77.8 | 66.5 | 53.2 | 40.7 | 29.7 | 23.2 | 18.2 | 12.8 | 10.1 | 8.30 | 7.00 | 4.50 |
| 1.65 | 107 | 94.0 | 73.8 | 63.0 | 51.2 | 38.7 | 28.3 | 22.3 | 17.4 | 12.3 | 9.70 | 7.90 | 6.80 | 4.48 |
| 1.67 | 105 | 91.6 | 71.8 | 61.6 | 49.4 | 37.8 | 27.4 | 21.8 | 17.2 | 12.0 | 9.50 | 7.80 | 6.70 | 4.42 |
| 1.70 | 103 | 88.8 | 69.7 | 59.8 | 48.0 | 36.7 | 26.3 | 21.4 | 16.8 | 11.8 | 9.30 | 7.60 | 6.60 | 4.33 |
| 1.75 | 96.8 | 83.7 | 65.8 | 56.5 | 45.6 | 35.0 | 25.2 | 20.7 | 16.3 | 11.4 | 8.90 | 7.30 | 6.30 | 4.28 |
| 1.80 | 92.2 | 80.7 | 63.7 | 54.5 | 43.7 | 33.8 | 23.8 | 19.7 | 15.7 | 10.8 | 8.60 | 7.00 | 6.20 | 4.20 |

Constant Power Discharge Data (25°C, W/CELL)

| End Voltage (V/cell) | min | | | | | | h | | | | | | | |
|----------------------|-----|-----|-----|-----|------|------|------|------|------|------|------|------|------|------|
| | 10 | 15 | 20 | 25 | 30 | 45 | 1 | 1.5 | 2 | 3 | 4 | 5 | 6 | 10 |
| 1.60 | 205 | 178 | 140 | 116 | 95.8 | 72.3 | 59.0 | 45.7 | 33.5 | 26.0 | 20.8 | 17.0 | 14.6 | 9.60 |
| 1.65 | 198 | 176 | 136 | 113 | 92.6 | 70.0 | 57.3 | 44.3 | 32.8 | 25.4 | 20.4 | 16.7 | 14.3 | 9.44 |
| 1.67 | 194 | 175 | 134 | 111 | 91.3 | 69.0 | 56.4 | 43.7 | 32.0 | 25.0 | 20.3 | 16.6 | 14.2 | 9.36 |
| 1.70 | 190 | 170 | 132 | 110 | 89.7 | 68.0 | 55.6 | 43.0 | 31.4 | 24.7 | 20.0 | 16.5 | 14.0 | 9.25 |
| 1.75 | 182 | 165 | 127 | 106 | 86.6 | 66.0 | 54.0 | 41.7 | 30.5 | 24.0 | 19.5 | 16.0 | 13.7 | 9.00 |
| 1.80 | 176 | 158 | 123 | 102 | 83.5 | 63.7 | 52.3 | 40.4 | 29.5 | 23.4 | 19.0 | 15.6 | 13.4 | 8.86 |

Performance Curve



Sacred Sun Power Sources Co., Ltd.

Add: No.1 Shengyang Road, Qufu 273100 PRC
Tel: +86-537-4422313 Fax: +86-537-4411980
Email: sales@sacredsuns.cn

Sacred Sun Hong Kong Co., Limited

Add: RM 19C Lockhart CTR 301-307 Lockhart RD Wan Chai, Hong Kong
Email: admin.hk@sacredsuns.hk

Sacred Sun Asia Pacific Pte Ltd.

Add: 1 Ubi View, #04-12, Focus One, Singapore 408555
Email: admin.sg@sacredsuns.sg

Sacred Sun Europe SARL

Add: ZAE Fontaine, 33210 Fargues, France
Email: admin.eu@sacredsuns.eu

Sacred Sun MEA FZE

Add: No. 311 office, Building LOB 14, JAFZA, Dubai, UAE
Email: admin.ae@sacredsuns.ae

