

SPG Series

SPG12-300W 12V80Ah

SPG series VRLA battery uses AGM technology and high-purity raw materials. It has good high power discharge, floating backup and fast charging performance. It is mainly used in UPS/EPS standby power supply systems. It can backup power in poor operation environment.



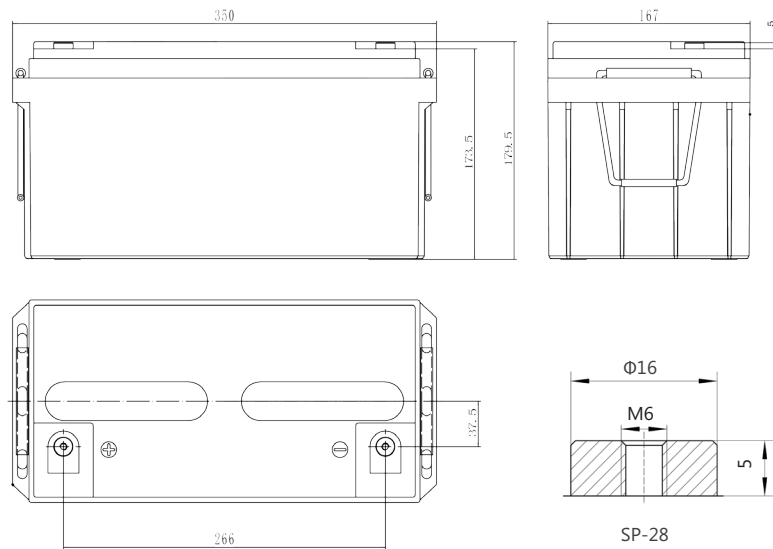
Benefits

- Long life according to EUROBAT Classification
- Maximum charge efficiency
- High gas recombination efficiency
- Low self-discharge rate
- Horizontal or vertical installation

Applications

- UPS units
- Data center
- Starting generators
- EPS units

Drawing



SP-28

Standards

- IEC 60896-21/22
- JIS C8704-1/2
- EUROBAT guide

Specifications

Battery Model	SPG12-300W			
Design Life (years, 25°C)	12			
Capacity (Ah, 25°C)	10min (1.60V)	15min (1.67V)	1HR (48A, 1.75V)	10HR 8.0A, 1.80V)
	360W/cell	300W/cell	48Ah	80Ah
Dimensions (mm)	Length	Width	Height	Total Height
	350	167	179.5	179.5
Approx. Weight (kg)	24.6			
Reference Internal Resistance (mΩ)	5.0 (fully charged @ 25°C)			
Maximum Discharge Current (A/5 Sec.)	960			
Self-Discharge (25°C)	≤ 2% per months			
Charge Voltage (V/cell, 25°C)	Equalizing voltage		Float voltage	
	2.40(-3.5mV/°C/cell), max charge current: 20A		2.27(-3.5mV/°C/cell)	
Short Circuit Current (A)	2400			

Discharge Data

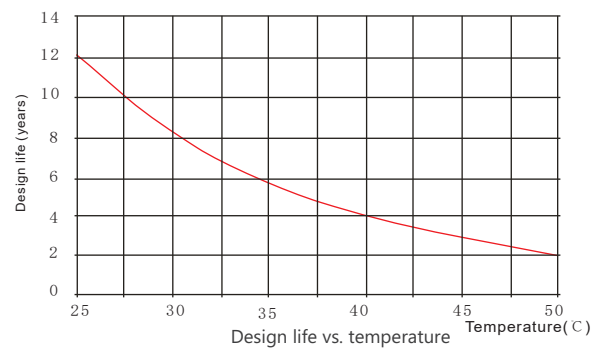
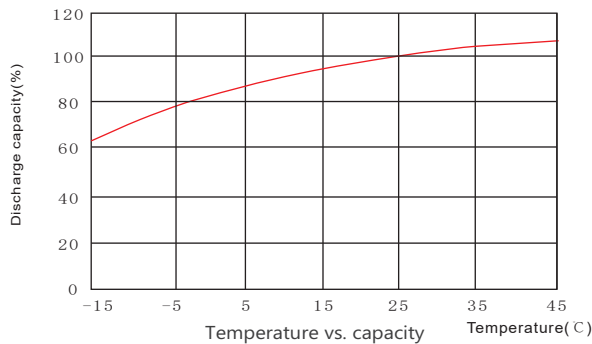
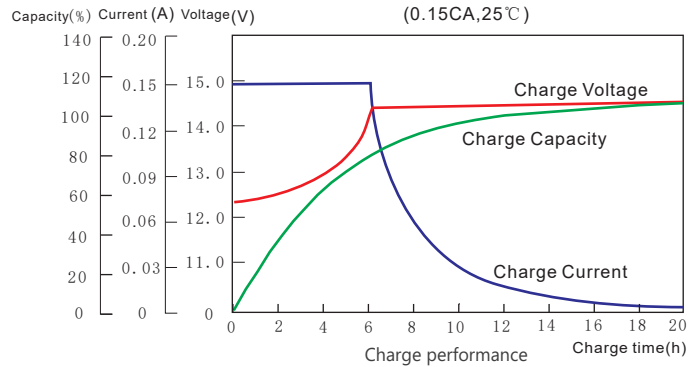
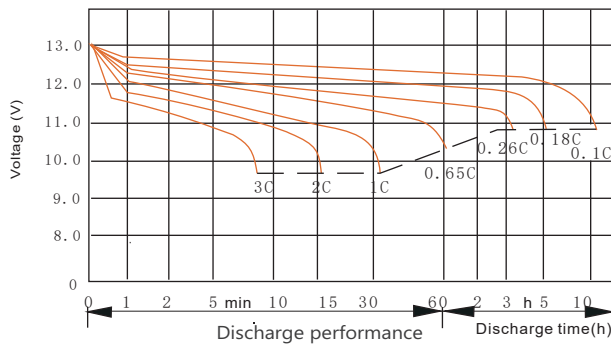
Constant Current Discharge Data (25°C, A)

End Voltage (V/cell)	min						h							
	10	15	20	25	30	45	1	1.5	2	3	4	5	6	10
1.60	207	166	138	118	95.0	69.8	55.2	41.8	33.8	23.8	18.3	15.4	13.2	8.70
1.65	197	160	132	113	92.2	68.2	53.4	40.7	32.8	23.0	17.8	14.8	12.8	8.56
1.67	188	153	127	108	88.4	65.8	51.8	40.0	32.3	22.7	17.6	14.8	12.7	8.48
1.70	178	143	120	104	85.0	63.5	49.8	39.2	31.8	22.3	17.3	14.5	12.5	8.32
1.75	167	133	110	96.0	79.5	60.0	48.0	38.0	30.8	21.7	17.0	14.2	12.3	8.16
1.80	154	122	105	91.0	75.3	55.5	45.6	36.6	29.8	21.0	16.5	13.8	12.0	8.00

Constant Power Discharge Data (25°C, W/CELL)

End Voltage (V/cell)	min						h							
	10	15	20	25	30	45	1	1.5	2	3	4	5	6	10
1.60	360	315	274	226	198	148	110	89.5	68.2	51.0	39.7	32.3	27.4	18.0
1.65	350	306	265	218	190	145	107	87.0	66.3	49.7	38.8	31.4	27.0	17.8
1.67	343	300	260	214	186	142	105	84.8	64.6	48.7	37.8	30.6	26.6	17.7
1.70	336	296	254	210	180	140	103	83.3	63.5	48.0	37.3	30.2	26.2	17.5
1.75	326	284	244	203	175	136	100	81.4	62.2	46.5	36.0	29.5	25.7	17.3
1.80	313	273	236	195	167	130	96.0	78.4	60.0	45.0	35.0	28.7	25.0	16.8

Performance Curve



Sacred Sun Power Sources Co., Ltd.

Add: No.1 Shengyang Road, Qufu 273100 PRC
Tel: +86-537-4422313 Fax: +86-537-4411980
Email: sales@sacredsuns.cn

Sacred Sun Hong Kong Co., Limited

Add: RM 19C Lockhart CTR 301-307 Lockhart RD Wan Chai, Hong Kong
Email: admin.hk@sacredsuns.hk

Sacred Sun Asia Pacific Pte Ltd.

Add: 1 Ubi View, #04-12, Focus One, Singapore 408555
Email: admin.sg@sacredsuns.sg

Sacred Sun Europe SARRL

Add: ZAE Fontaine, 33210 Fargues, France
Email: admin.eu@sacredsuns.eu

Sacred Sun MEA FZE

Add: No. 311 office, Building LOB 14, JAFZA, Dubai, UAE
Email: admin.ae@sacredsuns.ae

