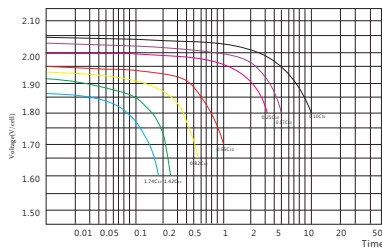


Discharge Data

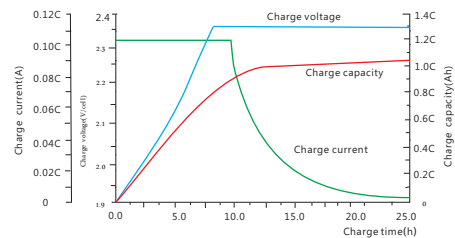
Constant Current Discharge Data (25°C, A)														
End Voltage (V/cell)	min					h								
	5	10	15	30	45	1	2	3	4	5	6	8	10	20
1.60	275.1	220.1	181.9	124.6	86.9	60.69	39.54	26.83	21.24	17.83	16.05	12.39	10.41	5.59
1.65	257.3	201.6	172.4	116.8	78.8	58.21	38.64	26.08	20.88	17.60	15.96	12.31	10.25	5.53
1.70	236.3	185.3	158.9	108.9	74.0	55.92	37.60	25.56	20.52	17.45	15.73	12.23	10.15	5.50
1.75	217.8	168.5	149.4	104.4	72.2	55.00	37.05	25.25	20.15	17.22	15.57	12.07	10.10	5.47
1.80	194.3	158.5	137.5	97.0	65.8	54.09	36.00	25.00	20.01	17.00	14.41	11.92	10.00	5.39

Constant Power Discharge Data (25°C, W/cell)														
End Voltage (V/cell)	min					h								
	5	10	15	30	45	1	2	3	4	5	6	8	10	20
1.60	472.1	410.4	345.3	215.2	156.1	132.1	75.6	55.5	42.3	35.00	30.23	22.72	20.02	10.35
1.65	447.2	390.4	325.3	205.2	151.2	126.5	74.9	54.8	42.0	34.90	30.03	22.67	19.62	10.31
1.70	425.0	370	308.3	198.1	147.0	114.1	74.0	54.0	41.8	34.70	29.73	22.60	19.02	10.25
1.75	400.4	336	293.3	189.1	142.1	110.1	73.5	53.0	41.5	34.40	29.53	22.52	18.63	10.2
1.80	372.6	315	274	181.2	130	103.1	71.0	52.7	41.2	34.10	28.5	22.42	18.02	10.13

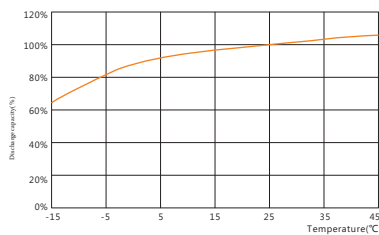
Performance Curve



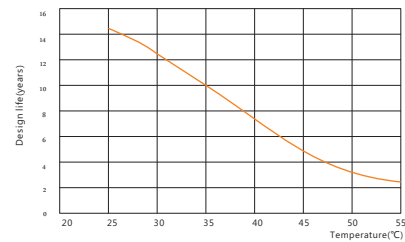
Discharge Performance



Charge Performance



Temperature vs. capacity



Design life vs. temperature

Sacred Sun Power Sources Co., Ltd.

Add: No.1 Shengyang Road, Qufu 273100 PRC
Tel: +86-537-4422313 Fax: +86-537-4411980
Email: sales@sacredsun.cn

Sacred Sun Hong Kong Co., Limited

Add: RM 19C Lockhart CTR 301-307 Lockhart RD Wan Chai, Hong Kong
Email: admin.hk@sacredsun.hk

Sacred Sun Asia Pacific Pte Ltd.

Add: 1 Ubi View, #04-12, Focus One, Singapore 408555
Email: admin.sg@sacredsun.sg

Sacred Sun Europe SARL

Add: ZAE Fontaine, 33210 Fargues, France
Email: admin.eu@sacredsun.eu

Sacred Sun MEA FZE

Add: No. 311 office, Building LOB 14, JAFZA, Dubai, UAE
Email: admin.ae@sacredsun.ae

