

HTB Series

FT12-95BHT 12V95Ah

Sacred Sun HTB VRLA battery uses latest AGM technology designed for high temperature resistant performance with good cycle life and fast charging acceptance ability. Its average temperature can be 35-40 C. HTB's reduced needs for cooling saves energy and reduces cost. It is suitable for high temperature environments both in floating and cyclic applications. Sacred Sun has two ranges: 12V front terminal and 2V top terminal.

Benefits

- Long life according to EUROBAT Classification
- High discharge performance
- High gas recombination efficiency
- Maximum charge efficiency
- Low self-discharge rate
- Easy installation and handling
- Centralized venting system

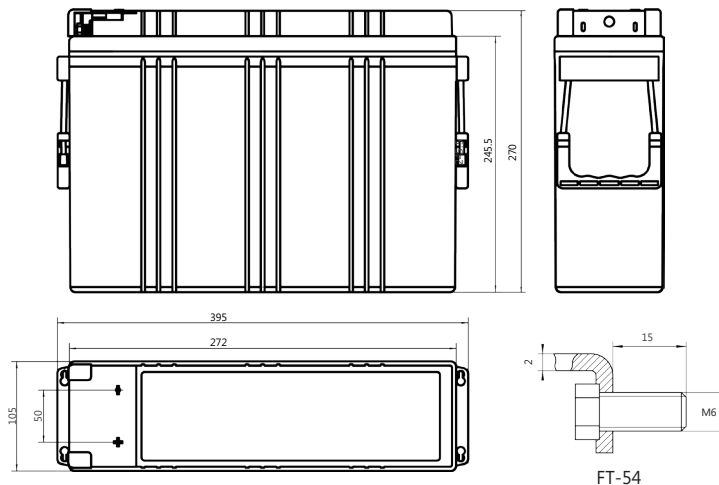
Applications

- Telecommunications
- Power system
- UPS
- Emergency power
- Data center

Standards

- IEC 60896-21/22
- BS 6290-4
- EUROBAT guide
- Installation compliant with EN50272-2

Drawing



Specifications

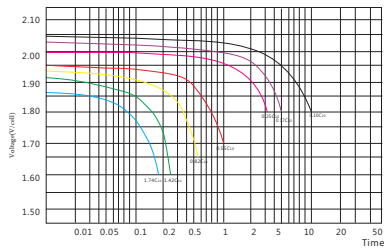
Battery Model	FT12-95BHT			
Design Life (years, 35°C)	10			
Capacity (Ah, 25°C)	10HR (9.5A, 1.80V)	5HR (16.63A, 1.80V)	3HR (26.03A, 1.80V)	1HR(52.8A, 1.75V)
	95	83.13	78.09	52.8
Dimensions (mm)	Length	Width	Height	Total Height
	395	105	270	270
Approx. Weight (kg)	28.5			
Reference Internal Resistance (mΩ)	4.8 (fully charged @ 25°C)			
Maximum Discharge Current (A/3 Sec.)	799			
Self-Discharge (25°C)	≤ 1.5% per month			
Charge Voltage (V/cell, 25°C)	Cycle use		Float use	
	2.35 (-3.5mV/°C/cell), max charge current: 19A		2.25 (-3.5mV/°C/cell)	
Short Circuit Current (A)	2500			

Discharge Data

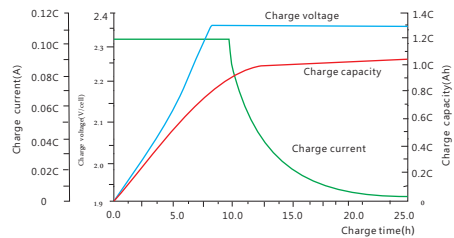
Constant Current Discharge Data (25°C, A)														
End Voltage (V/cell)	min					h								
	5	10	15	30	45	1	2	3	4	5	6	8	10	20
1.60	261.1	208.9	172.6	118.3	82.5	62.8	37.5	27.74	21.0	17.39	14.92	11.31	9.88	5.13
1.65	244.0	191.3	163.6	110.8	75.8	59.5	36.7	27.27	20.8	17.29	14.82	11.26	9.79	5.04
1.70	224.3	172.1	150.8	103.4	70.3	54.2	35.7	26.70	20.5	17.10	14.63	11.17	9.69	4.98
1.75	206.8	157.8	141.8	99.2	68.5	52.8	35.2	26.41	20.2	16.82	14.44	11.12	9.60	4.93
1.80	184.4	146.6	130.5	91.1	61.5	48.9	34.2	26.03	20.0	16.63	14.25	10.93	9.50	4.86

Constant Power Discharge Data (25°C, W/cell)														
End Voltage (V/cell)	min					h								
	5	10	15	30	45	1	2	3	4	5	6	8	10	20
1.60	443.3	389.5	327.8	204.3	148.2	125.4	71.73	52.73	40.19	33.25	28.69	21.57	19.00	9.82
1.65	424.5	370.5	308.8	194.8	143.5	123.5	71.16	52.06	39.90	33.16	28.50	21.52	18.62	9.79
1.70	403.4	357.2	292.6	188.1	139.7	121.6	70.21	51.30	39.71	32.97	28.22	21.45	18.05	9.73
1.75	380.0	334.4	278.4	179.6	134.9	117.8	69.83	50.83	39.43	32.68	28.03	21.38	17.67	9.68
1.80	353.6	314.5	262.2	172.0	130.2	114.0	68.97	50.45	39.14	32.40	27.84	21.28	17.1	9.61

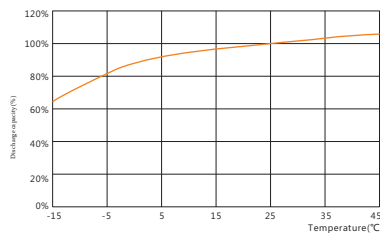
Performance Curve



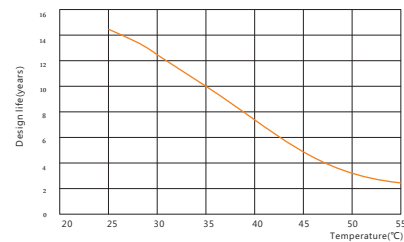
Discharge Performance



Charge Performance



Temperature vs. capacity



Design life vs. temperature

Sacred Sun Power Sources Co., Ltd.

Add: No.1 Shengyang Road, Qufu 273100 PRC
Tel: +86-537-4422313 Fax: +86-537-4411980
Email: sales@sacredsun.cn

Sacred Sun Hong Kong Co., Limited

Add: RM 19C Lockhart CTR 301-307 Lockhart RD Wan Chai, Hong Kong
Email: admin.hk@sacredsun.hk

Sacred Sun Asia Pacific Pte Ltd.

Add: 1 Ubi View, #04-12, Focus One, Singapore 408555
Email: admin.sg@sacredsun.sg

Sacred Sun Europe SARRL

Add: ZAE Fontaine, 33210 Fargues, France
Email: admin.eu@sacredsun.eu

Sacred Sun MEA FZE

Add: No. 311 office, Building LOB 14, JAFZA, Dubai, UAE
Email: admin.ae@sacredsun.ae

