


FT Series

FTB12-95 12V95Ah



Sacred Sun front terminal batteries have been designed specifically for applications which demand the highest levels of security and reliability. The monoblocs have excellent high rate performance, compact design and standard footprint for 19" and 23" cabinets. Thick Pb-Ca-Sn alloy grids are designed to resist corrosion and prolong service life.

Benefits

- Long life according to EUROBAT Classification
- High discharge performance
- High gas recombination efficiency
- Maximum charge efficiency
- Low self-discharge rate
- Easy installation and handling
- Centralized venting system

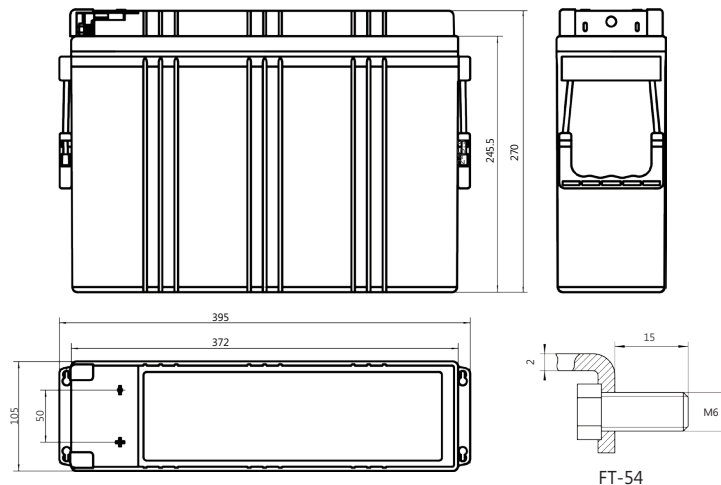
Applications

- Telecommunications
- Power system
- UPS
- Emergency power
- Data center

Standards

- IEC 60896-21/22
- BS 6290-4
- EUROBAT guide
- Installation compliant with EN50272-2

Drawing



Specifications

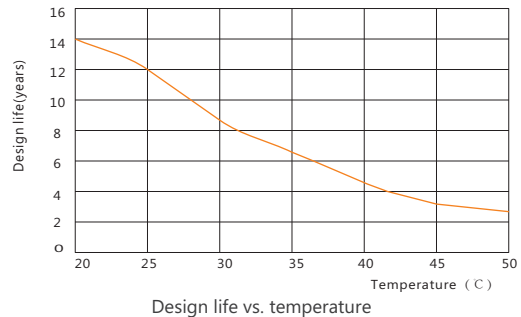
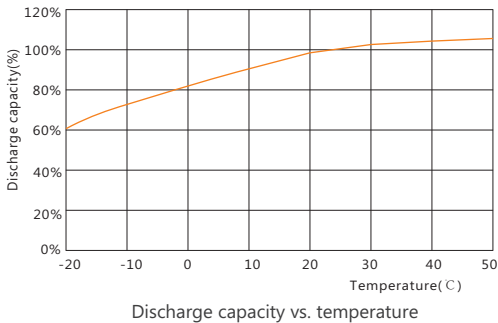
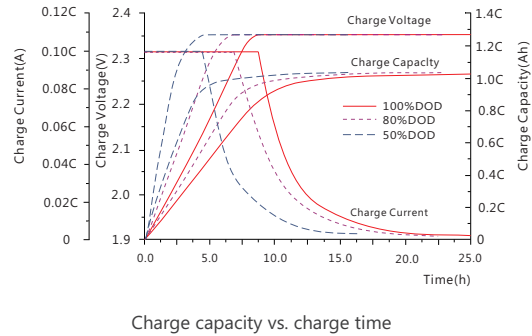
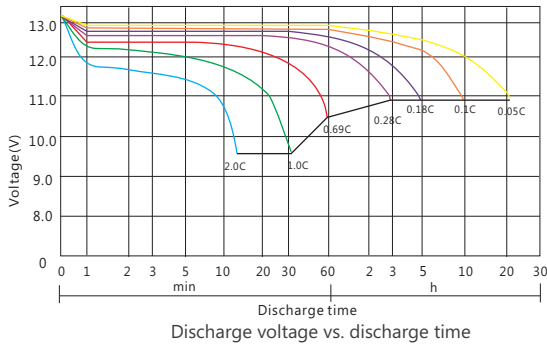
Battery Model	FTB12-95			
Design Life (years, 25°C)	12			
Capacity (Ah, 25°C)	10HR (9.5A, 1.80V)	5HR (16.63A, 1.80V)	3HR (26.03A, 1.80V)	1HR (52.8A, 1.75V)
	95	83.13	78.09	52.8
Dimensions (mm)	Length	Width	Height	Total Height
	395	105	270	270
Approx. Weight (kg)	28.5			
Reference Internal Resistance (mΩ)	4.8 (fully charged @ 25°C)			
Maximum Discharge Current (A/3 Sec.)	799			
Self-Discharge (25°C)	≤ 1.5% per month			
Charge Voltage (V/cell, 25°C)	Cycle use		Float use	
	2.35 (-3.5mV/°C/cell), max charge current: 19A		2.25 (-3.5mV/°C/cell)	
Short Circuit Current (A)	2500			

Discharge Data

Constant Current Discharge Data (25°C, A)														
End Voltage (V/cell)	min					h								
	5	10	15	30	45	1	2	3	4	5	6	8	10	20
1.60	261.1	208.9	172.6	118.3	82.5	62.8	37.5	27.74	21.0	17.39	14.92	11.31	9.88	5.13
1.65	244.0	191.3	163.6	110.8	75.8	59.5	36.7	27.27	20.8	17.29	14.82	11.26	9.79	5.04
1.70	224.3	172.1	150.8	103.4	70.3	54.2	35.7	26.70	20.5	17.10	14.63	11.17	9.69	4.98
1.75	206.8	157.8	141.8	99.2	68.5	52.8	35.2	26.41	20.2	16.82	14.44	11.12	9.60	4.93
1.80	184.4	146.6	130.5	91.1	61.5	48.9	34.2	26.03	20.0	16.63	14.25	10.93	9.50	4.86

Constant Power Discharge Data (25°C, W/cell)														
End Voltage (V/cell)	min					h								
	5	10	15	30	45	1	2	3	4	5	6	8	10	20
1.60	443.3	389.5	327.8	204.3	148.2	125.4	71.73	52.73	40.19	33.25	28.69	21.57	19.00	9.82
1.65	424.5	370.5	308.8	194.8	143.5	123.5	71.16	52.06	39.90	33.16	28.50	21.52	18.62	9.79
1.70	403.4	357.2	292.6	188.1	139.7	121.6	70.21	51.30	39.71	32.97	28.22	21.45	18.05	9.73
1.75	380.0	334.4	278.4	179.6	134.9	117.8	69.83	50.83	39.43	32.68	28.03	21.38	17.67	9.68
1.80	353.6	314.5	262.2	172.0	130.2	114.0	68.97	50.45	39.14	32.40	27.84	21.28	17.1	9.61

Performance Curve



Sacred Sun Power Sources Co., Ltd.

Add: No.1 Shengyang Road, Qufu 273100 PRC
Tel: +86-537-4422313 Fax: +86-537-4411980
Email: sales@sacredsuns.cn

Sacred Sun Hong Kong Co., Limited

Add: RM 19C Lockhart CTR 301-307 Lockhart RD Wan Chai, Hong Kong
Email: admin.hk@sacredsuns.hk

Sacred Sun Asia Pacific Pte Ltd.

Add: 1 Ubi View, #04-12, Focus One, Singapore 408555
Email: admin.sg@sacredsuns.sg

Sacred Sun Europe SARRL

Add: ZAE Fontaine, 33210 Fargues, France
Email: admin.eu@sacredsuns.eu

Sacred Sun MEA FZE

Add: No. 311 office, Building LOB 14, JAFZA, Dubai, UAE
Email: admin.ae@sacredsuns.ae

