

GFM-H Series

GFM-2000H 2V2000Ah

GFM-H series batteries use AGM technology with single large capacity and thick plate structure design. It has longer floating life and high floating consistency. Its modular and horizontal structure design ensures convenient installation and maintenance, saving space effectively. It is suitable for applications with high floating consistency requirements and data center.



Benefits

- Very long life according to EUROBAT Classification
- High discharge performance
- 99%+ gas recombination efficiency
- Maximum charge efficiency
- Low self-discharge rate
- Horizontal installation method effectively prevent electrolyte stratification

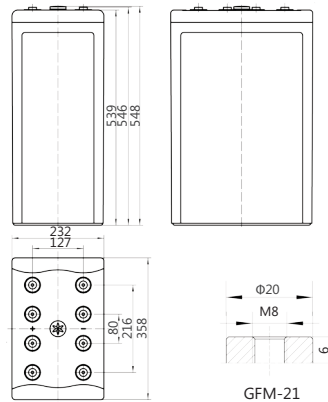
Applications

- Telecommunications
- Power system
- UPS
- Electrical Power plants and substation
- Data center

Standards

- IEC 60896-21/22
- DL/T 637-1997
- EUROBAT guide

Drawing



Specifications

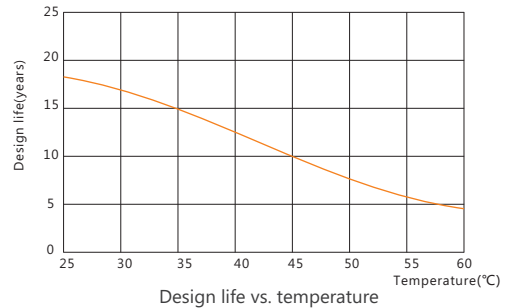
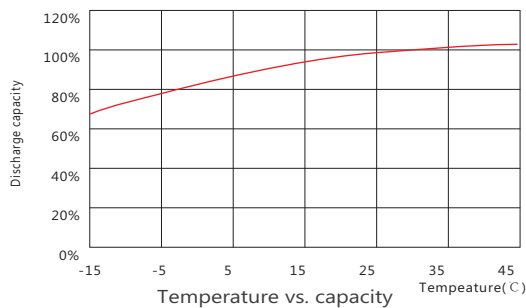
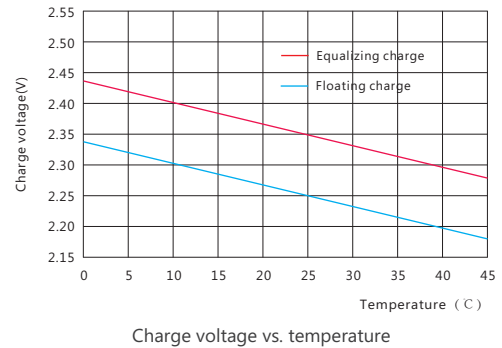
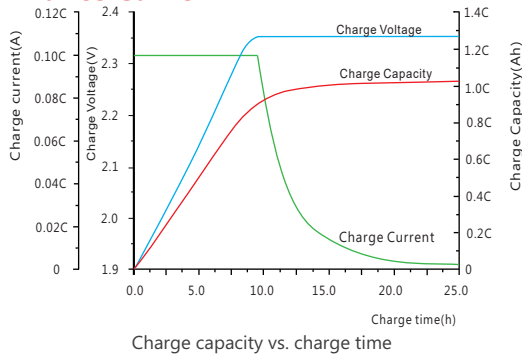
Battery Model	GFM-2000H			
Design Life (years, 25°C)	18			
Capacity (Ah, 25°C)	10HR (200.0A, 1.80V)	5HR (340.0A, 1.80V)	3HR (500A, 1.80V)	1HR(1100A, 1.75V)
	2000	1700	1500	1100
Dimensions (mm)	Length	Width	Height	Total Height
	358	232	539	548
Approx. Weight (kg)	111.7			
Reference Internal Resistance (mΩ)	0.23 (fully charged @ 25°C)			
Maximum Discharge Current (A/5 Sec.)	7800			
Self-Discharge (25°C)	≤ 1.5% per month			
Charge Voltage (V/cell, 25°C)	Cycle use		Float use	
	2.35 (-3.5mV/°C/cell), max charge current: 300A		2.25 (-3.5mV/°C/cell)	
Short Circuit Current (A)	14000			

Discharge Data

Constant Current Discharge Data (25°C, A)													
End Voltage (V/cell)	min			h									
	30	40	50	1	2	3	4	5	6	7	8	9	10
1.60	1590	1456	1296	1170	740	556	440	370	320	280	252	232	214
1.65	1562	1430	1276	1140	720	538	430	360	310	276	246	226	210
1.70	1502	1360	1240	1120	701	512	402	348	300	268	240	220	206
1.75	1430	1286	1180	1100	680	502	392	344	294	264	234	214	202
1.80	1320	1200	1076	1040	660	500	380	340	280	256	230	210	200

Constant Power Discharge Data (25°C, W/cell)													
End Voltage (V/cell)	min			h									
	30	40	50	1	2	3	4	5	6	7	8	9	10
1.60	2740	2520	2270	2050	1310	1000	810	694	608	540	484	446	410
1.65	2710	2468	2220	2040	1294	970	784	670	584	520	470	430	400
1.70	2600	2396	2170	2020	1274	930	748	648	556	494	450	414	384
1.75	2530	2336	2120	1960	1250	904	736	634	544	480	440	404	376
1.80	2400	2200	2030	1870	1205	896	714	618	530	464	430	394	368

Performance Curve



Sacred Sun Power Sources Co., Ltd.

Add: No.1 Shengyang Road, Qufu 273100 PRC
Tel: +86-537-4422313 Fax: +86-537-4411980
Email: sales@sacredsun.cn

Sacred Sun Hong Kong Co., Limited

Add: RM 19C Lockhart CTR 301-307 Lockhart RD Wan Chai, Hong Kong
Email: admin.hk@sacredsun.hk

Sacred Sun Asia Pacific Pte Ltd.

Add: 1 Ubi View, #04-12, Focus One, Singapore 408555
Email: admin.sg@sacredsun.sg

Sacred Sun Europe SARRL

Add: ZAE Fontaine, 33210 Fargues, France
Email: admin.eu@sacredsun.eu

Sacred Sun MEA FZE

Add: No. 311 office, Building LOB 14, JAFZA, Dubai, UAE
Email: admin.ae@sacredsun.ae

