

# HRL Series

## HRL12-910W 12V250Ah

Sacred Sun HRL batteries adopt new appearance and constructure design, automaticly welding+through the partition welding+heat sealing technolgy, full automatic production process with good consistency. It has excellent high power discharge, long floating backup time and fast charging performance. It can be widely used in data center, UPS, IDC room.

### Benefits

- Very long life according to EUROBAT Classification
- High power density, 30% higher than ordinary batteries
- Special lead paste formual and additives improve the battery service life
- Maximum charge efficiency
- Low self-discharge rate
- Wide range of power, easy sizing of batteries
- Easy installation and handling

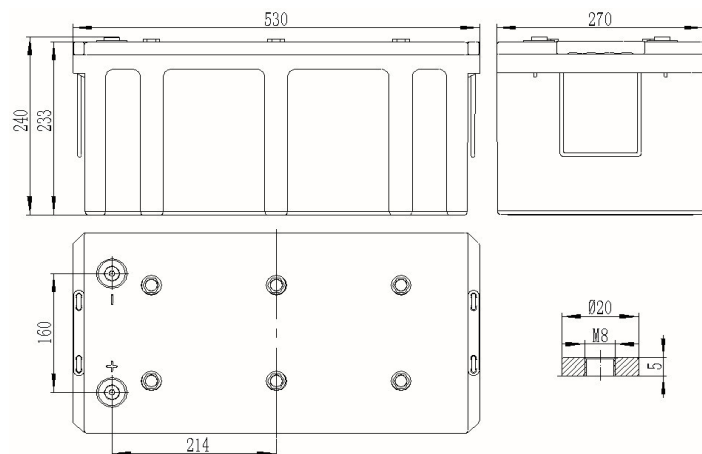
### Applications

- Data center
- UPS
- IDC room
- Emergency power
- HVDC system

### Standards

- IEC 60896-21/22
- JIS C8704-1/2
- EUROBAT guide

### Drawing



### Specifications

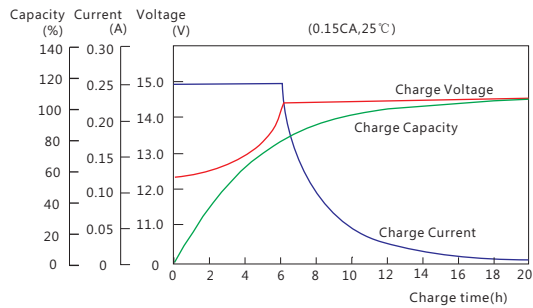
Battery Model	HRL12-910W			
Design Life (years, 25°C)	15			
Capacity (Ah, 25°C)	10min (1.60V)	15min (1.67V)	1HR (157A, 1.70V)	10HR(25A, 1.80V)
	1176W/cell	910W/cell	157	250
Dimensions (mm)	Length	Width	Height	Total Height
	530	270	233	240
Approx. Weight (kg)	82			
Reference Internal Resistance (mΩ)	1.6±15%( full charged @ 25°C,testing device:HIOKIBT3562)			
Maximum Discharge Current (A/3 Sec.)	2750			
Self-Discharge (25°C)	≤ 2% per month			
Charge Voltage (V/cell, 25°C)	Cycle use		Float use	
	2.35 (-3.5mV/°C/cell), max charge current:62.5A		2.25 (-3.5mV/°C/cell)	
Short Circuit Current (A)	6500			

## Discharge Data

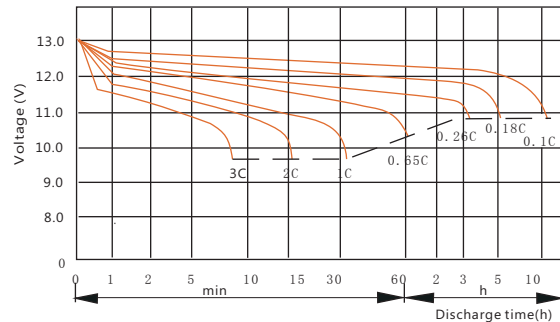
Constant Power Discharge Data (25°C, W/cell)																
End Voltage (V/cell)	min							h								
	5	10	15	20	25	30	45	1	1.5	2	3	4	5	6	8	10
1.60	1460	1176	935	780	669	553	427	318	266	212	152	119	95.6	81.2	62.0	51.3
1.65	1370	1156	920	772	660	547	422	314	263	210	151	118	94.8	80.8	61.8	51.2
1.67	1300	1130	910	766	655	542	418	310	260	208	150	117	94.4	80.5	61.7	51.1
1.70	1250	1110	890	757	647	537	412	306	257	206	148	116	93.7	80.2	61.6	51.0
1.75	1200	1040	850	737	628	522	396	294	246	200	145	113	92.0	79.3	61.3	50.7
1.80	1160	970	810	713	605	504	383	280	236	194	140	110	90.0	78.2	60.0	50.0

Constant Power Discharge Data (25°C, W/cell)																
End Voltage (V/cell)	min							h								
	5	10	15	20	25	30	45	1	1.5	2	3	4	5	6	8	10
1.60	860	678	525	430	363	295	225	166	138	110	78.5	61.0	49.0	41.5	31.6	26.0
1.65	800	660	514	423	357	290	220	163	136	108	77.5	60.3	48.5	41.2	31.4	25.9
1.67	740	647	505	418	352	287	218	160	134	107	76.7	59.7	48.0	41.0	31.3	25.8
1.70	710	628	493	410	346	282	215	157	132	105	75.7	58.8	47.6	40.6	31.0	25.7
1.75	670	587	466	394	332	272	206	150	126	102	73.3	57.0	46.4	39.8	30.7	25.4
1.80	630	538	435	375	315	256	195	140	120	97.5	70.5	55.0	45.0	39.0	30.3	25.0

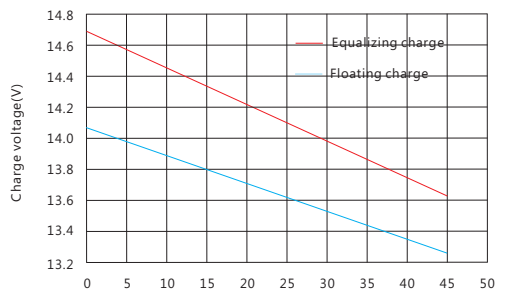
## Performance Curve



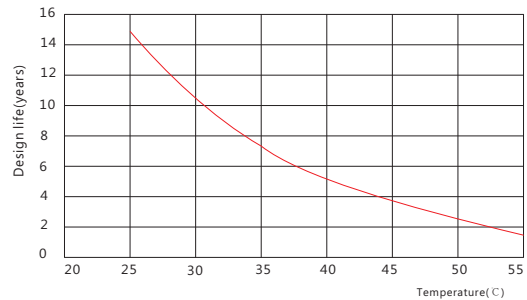
Charge performance



Discharge voltage vs. discharge time



Temperature vs. charge voltage



Design life vs. temperature

### Sacred Sun Power Sources Co., Ltd.

Add: No.1 Shengyang Road, Qufu 273100 PRC  
Tel: +86-537-4422313 Fax: +86-537-4411980  
Email: sales@sacredsunsun.cn

### Sacred Sun Hong Kong Co., Limited

Add: RM 19C Lockhart CTR 301-307 Lockhart RD Wan Chai, Hong Kong  
Email: admin.hk@sacredsunsun.hk

### Sacred Sun Asia Pacific Pte Ltd.

Add: 1 Ubi View, #04-12, Focus One, Singapore 408555  
Email: admin.sg@sacredsunsun.sg

### Sacred Sun Europe SARRL

Add: ZAE Fontaine, 33210 Fargues, France  
Email: admin.eu@sacredsunsun.eu

### Sacred Sun MEA FZE

Add: No. 311 office, Building LOB 14, JAFZA, Dubai, UAE  
Email: admin.ae@sacredsunsun.ae