

# SPG Series

## SPG12-320W 12V75Ah

SPG series VRLA battery uses AGM technology and high-purity raw materials. It has good high power discharge, floating backup and fast charging performance. It is mainly used in UPS/EPS standby power supply systems. It can backup power in poor operation environment.

### Benefits

- Long life according to EUROBAT Classification
- Maximum charge efficiency
- High gas recombination efficiency
- Low self-discharge rate
- Horizontal or vertical installation

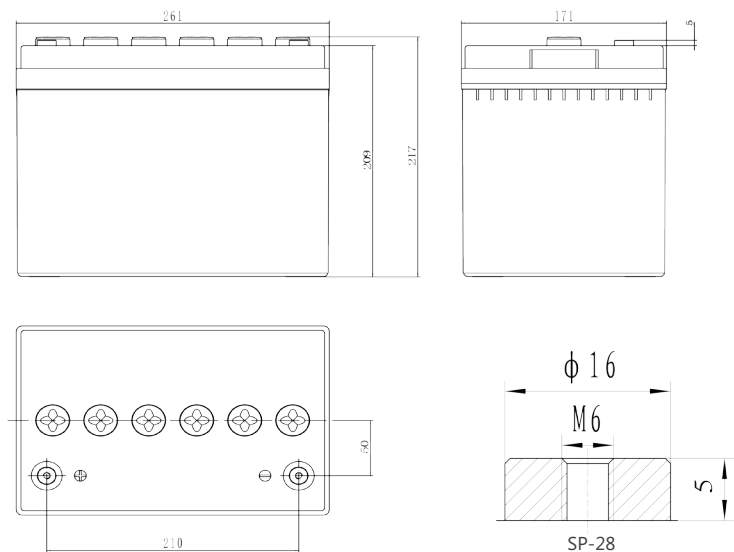
### Applications

- UPS units
- Data center
- Starting generators
- EPS units

### Standards

- IEC 60896-21/22
- JIS C8704-1/2
- EUROBAT guide

### Drawing



### Specifications

Battery Model	SPG12-320W			
Design Life (years, 25°C)	12			
Capacity (Ah, 25°C)	10min ( 1.60V)	15min ( 1.67V)	1HR (45A, 1.75V)	10HR 7.5A, 1.80V)
	384W/cell	320W/cell	45Ah	75Ah
Dimensions (mm)	Length	Width	Height	Total Height
	261	171	209	217
Approx. Weight (kg)	25.5			
Reference Internal Resistance (mΩ)	4.45±15%( full charged @ 25°C,testing device:HIOKIBT3562)			
Maximum Discharge Current (A/3 Sec.)	900			
Self-Discharge (25°C)	≤ 2 % per month			
Charge Voltage (V/cell, 25°C)	Cycle use		Float use	
	2.40 (-3.5mV/°C/cell), max charge current:18.75A		2.27 (-3.5mV/°C/cell)	
Short Circuit Current (A)	2650			

## Discharge Data

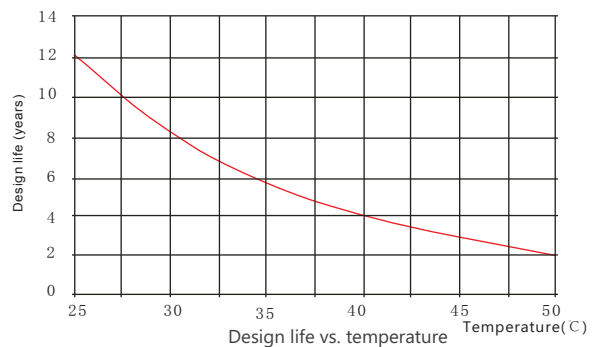
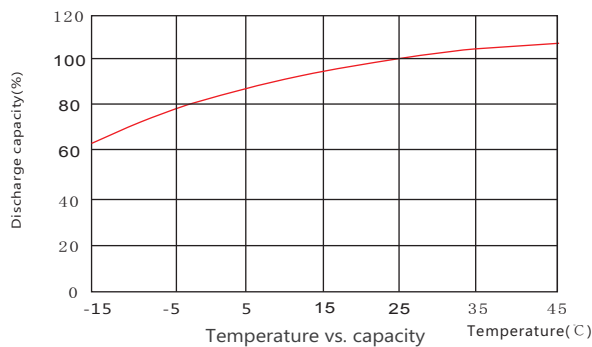
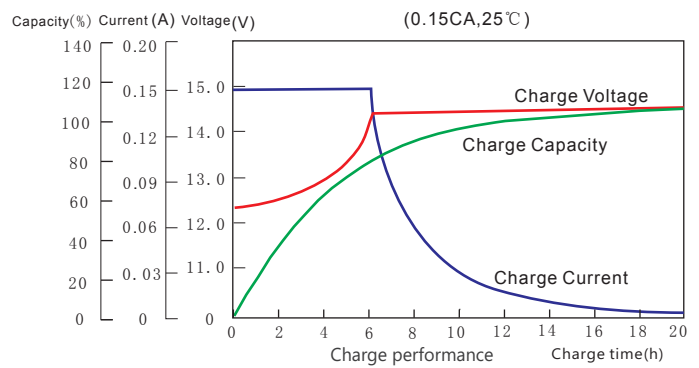
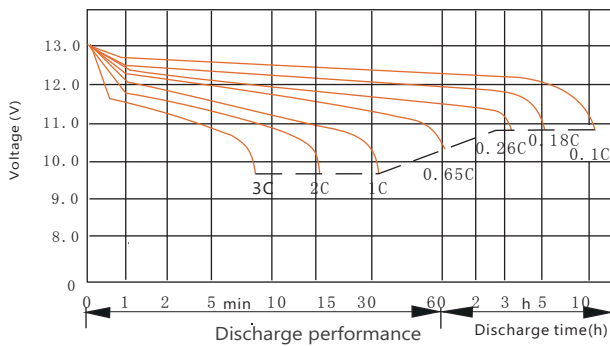
**Constant Current Discharge Data (25°C, A)**

End Voltage (V/cell)	min						h							
	10	15	20	25	30	45	1	1.5	2	3	4	5	6	10
1.60	195	162	143	122	98.8	72.0	51.8	39.3	31.0	22.3	17.2	14.5	12.4	8.40
1.65	184	157	136	117	95.0	70.3	50.2	38.0	30.2	21.6	16.8	14.0	12.0	8.30
1.67	176	150	130	113	91.2	67.8	48.7	37.5	29.7	21.3	16.5	13.8	11.8	8.23
1.70	167	140	124	107	87.7	65.5	46.8	36.8	29.2	20.8	16.3	13.6	11.7	8.07
1.75	157	130	115	99.0	82.0	61.8	45.0	35.7	28.4	20.3	15.8	13.3	11.5	7.90
1.80	144	120	108	94.0	77.7	57.3	42.8	34.4	27.4	19.7	15.5	13.0	11.3	7.50

**Constant Power Discharge Data (25°C, W/CELL)**

End Voltage (V/cell)	min						h							
	10	15	20	25	30	45	1	1.5	2	3	4	5	6	10
1.60	384	335	288	238	194	155	113	93.2	71.0	53.0	41.3	33.6	28.6	18.8
1.65	373	325	278	230	188	150	110	90.7	69.0	51.7	40.4	32.7	28.0	18.7
1.67	365	320	274	226	182	148	108	88.4	67.3	50.7	39.5	31.8	27.7	18.5
1.70	357	314	267	220	178	146	106	86.8	66.0	50.0	38.8	31.4	27.3	18.3
1.75	348	302	257	214	170	142	102	84.7	64.8	48.5	37.6	30.7	26.8	18.0
1.80	334	290	248	206	164	136	98.6	81.7	62.6	46.8	36.5	29.8	26.0	17.7

## Performance Curve



### Sacred Sun Power Sources Co., Ltd.

Add: No.1 Shengyang Road, Qufu 273100 PRC  
Tel: +86-537-4422313 Fax: +86-537-4411980  
Email: sales@sacredsun.cn

### Sacred Sun Hong Kong Co., Limited

Add: RM 19C Lockhart CTR 301-307 Lockhart RD Wan Chai, Hong Kong  
Email: admin.hk@sacredsun.hk

### Sacred Sun Asia Pacific Pte Ltd.

Add: 1 Ubi View, #04-12, Focus One, Singapore 408555  
Email: admin.sg@sacredsun.sg

### Sacred Sun Europe SARRL

Add: ZAE Fontaine, 33210 Fargues, France  
Email: admin.eu@sacredsun.eu

### Sacred Sun MEA FZE

Add: No. 311 office, Building LOB 14, JAFZA, Dubai, UAE  
Email: admin.ae@sacredsun.ae

