

# SPG Series

## SPG12-570W 12V145Ah

SPG series VRLA battery uses AGM technology and high-purity raw materials. It has good high power discharge, floating backup and fast charging performance. It is mainly used in UPS/EPS standby power supply systems. It can backup power in poor operation environment.

### Benefits

- Long life according to EUROBAT Classification
- Maximun charge efficiency
- High gas recombination efficiency
- Low self-discharge rate
- Horizontal or vertical installization

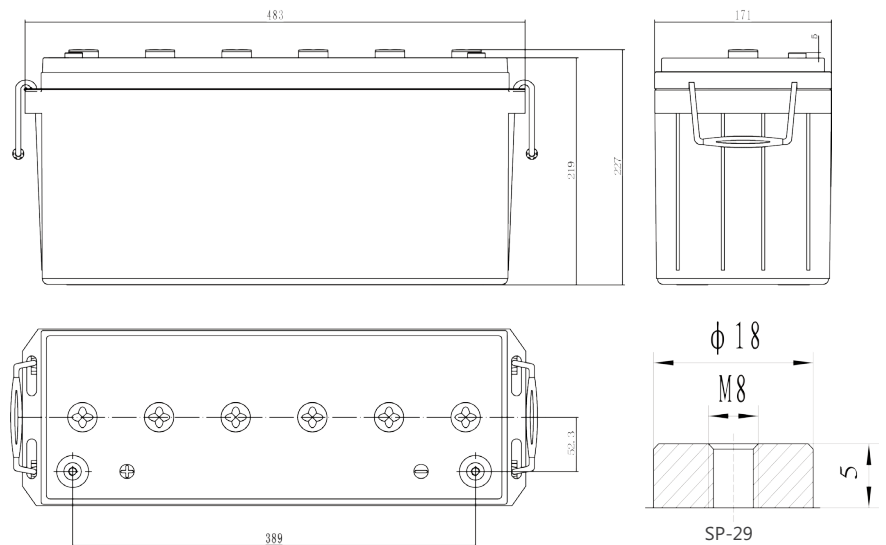
### Applications

- UPS units
- Data center
- Starting generators
- EPS units

### Standards

- IEC 60896-21/22
- JIS C8704-1/2
- EUROBAT guide

### Drawing



### Specifications

Battery Model	SPG12-570W			
Design Life (years, 25°C)	12			
Capacity (Ah, 25°C)	10min ( 1.60V)	15min ( 1.67V)	1HR (87A, 1.75V)	10HR (14.5A, 1.80V)
	656W/cell	570W/cell	87Ah	145Ah
Dimensions (mm)	Length	Width	Height	Total Height
	483	171	219	227
Approx. Weight (kg)	44.3			
Reference Internal Resistance (mΩ)	2.70±15%( full charged @ 25°C,testing device:HIOKIBT3562)			
Maximum Discharge Current (A/3 Sec.)	1650			
Self-Discharge (25°C)	≤ 2 % per month			
Charge Voltage (V/cell, 25°C)	Cycle use		Float use	
	2.40 (-3.5mV/°C/cell), max charge current:43.5A		2.27 (-3.5mV/°C/cell)	
Short Circuit Current (A)	4350			

## Discharge Data

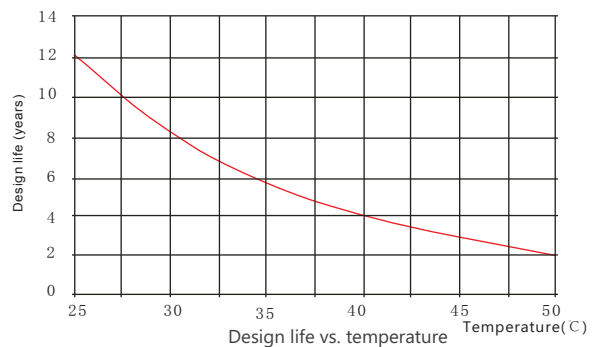
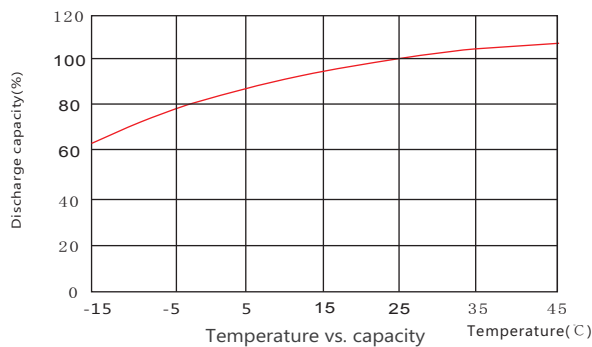
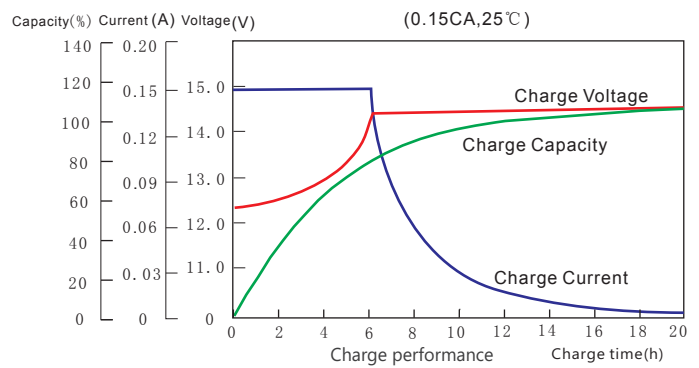
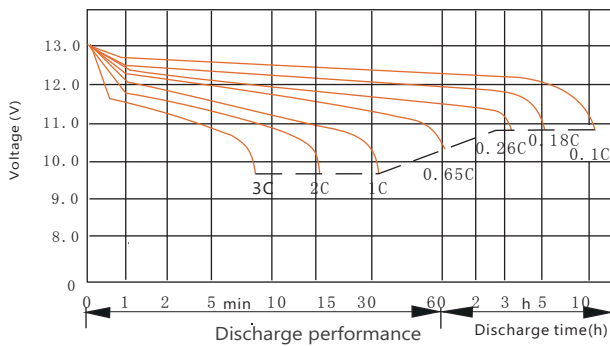
**Constant Current Discharge Data (25°C, A)**

End Voltage (V/cell)	min						h							
	10	15	20	25	30	45	1	1.5	2	3	4	5	6	10
1.60	360	310	250	208	176	126	97.5	76.5	60.5	42.0	34.2	28.4	24.3	15.1
1.65	350	298	242	200	168	122	94.0	74.2	59.6	40.6	33.7	28.0	24.0	15.0
1.67	342	290	235	196	165	120	92.5	73.0	58.2	40.0	32.8	27.6	23.7	14.9
1.70	333	278	228	190	160	116	92.0	71.8	57.4	39.0	32.5	27.2	23.5	14.8
1.75	314	268	217	180	153	112	87.0	68.6	55.8	38.0	31.8	27.0	23.2	14.6
1.80	287	240	200	166	146	106	84.0	66.0	54.0	36.4	30.8	26.2	22.8	14.5

**Constant Power Discharge Data (25°C, W/CELL)**

End Voltage (V/cell)	min						h							
	10	15	20	25	30	45	1	1.5	2	3	4	5	6	10
1.60	656	582	480	410	343	248	195	150	114	79.4	67.8	57.8	50.7	31.6
1.65	645	575	470	394	340	240	193	146	111	76.8	66.7	56.8	49.8	31.0
1.67	640	570	458	384	335	235	192	142	109	75.4	65.8	55.5	48.7	30.8
1.70	630	550	442	370	320	230	188	138	108	73.8	65.0	54.8	48.3	30.6
1.75	590	520	420	356	310	220	180	135	105	72.5	64.2	54.0	47.2	30.0
1.80	510	460	390	325	280	210	166	130	102	71.2	62.7	52.3	46.0	29.0

## Performance Curve



### Sacred Sun Power Sources Co., Ltd.

Add: No.1 Shengyang Road, Qufu 273100 PRC  
 Tel: +86-537-4422313 Fax: +86-537-4411980  
 Email: sales@sacredsun.cn

### Sacred Sun Hong Kong Co., Limited

Add: RM 19C Lockhart CTR 301-307 Lockhart RD Wan Chai, Hong Kong  
 Email: admin.hk@sacredsun.hk

### Sacred Sun Asia Pacific Pte Ltd.

Add: 1 Ubi View, #04-12, Focus One, Singapore 408555  
 Email: admin.sg@sacredsun.sg

### Sacred Sun Europe SARRL

Add: ZAE Fontaine, 33210 Fargues, France  
 Email: admin.eu@sacredsun.eu

### Sacred Sun MEA FZE

Add: No. 311 office, Building LOB 14, JAFZA, Dubai, UAE  
 Email: admin.ae@sacredsun.ae

