

SPG Series

SPG12-630W 12V170Ah

SPG series VRLA battery uses AGM technology and high-purity raw materials. It has good high power discharge, floating backup and fast charging performance. It is mainly used in UPS/EPS standby power supply systems. It can backup power in poor operation environment.

Benefits

- Long life according to EUROBAT Classification
- Maximum charge efficiency
- High gas recombination efficiency
- Low self-discharge rate
- Horizontal or vertical installation

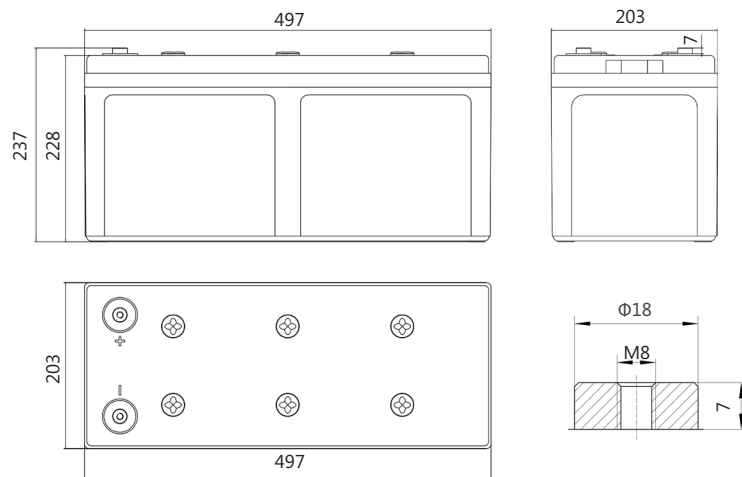
Applications

- UPS units
- Data center
- Starting generators
- EPS units

Standards

- IEC 60896-21/22
- JIS C8704-1/2
- EUROBAT guide

Drawing



SP-31

Specifications

Battery Model	SPG12-630W			
Design Life (years, 25°C)	12			
Capacity (Ah, 25°C)	10min (1.60V)	15min (1.67V)	1HR (105A, 1.75V)	10HR (17A, 1.80V)
	720W/cell	630W/cell	105Ah	170Ah
Dimensions (mm)	Length	Width	Height	Total Height
	497	203	228	237
Approx. Weight (kg)	52.8			
Reference Internal Resistance (mΩ)	2.4±15%(full charged @ 25°C,testing device:HIOKIBT3562)			
Maximum Discharge Current (A/3 Sec.)	1980			
Self-Discharge (25°C)	≤ 2 % per month			
Charge Voltage (V/cell, 25°C)	Cycle use		Float use	
	2.40 (-3.5mV/°C/cell), max charge current:51A		2.27 (-3.5mV/°C/cell)	
Short Circuit Current (A)	4500			

Discharge Data

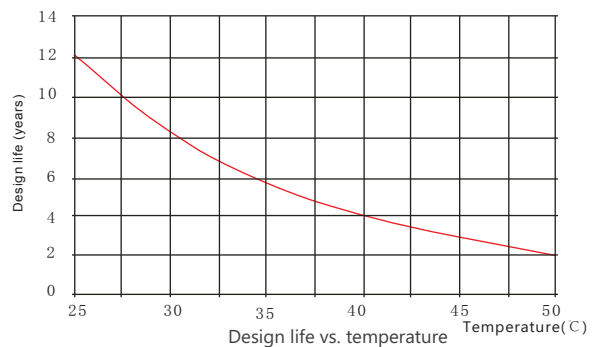
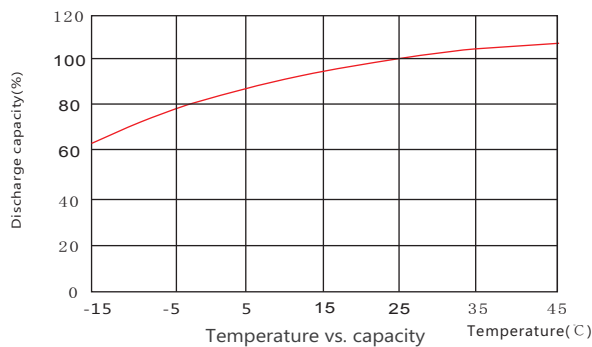
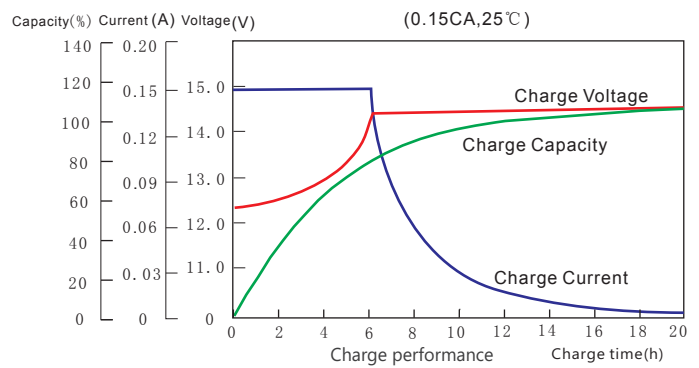
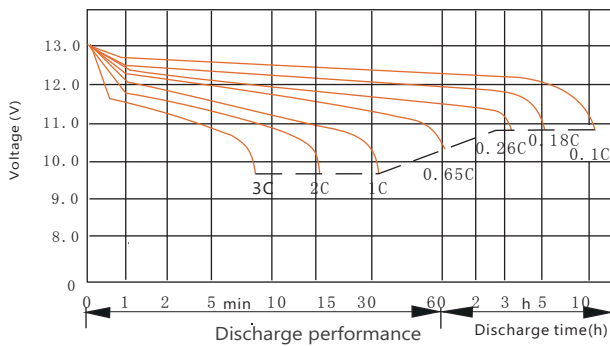
Constant Current Discharge Data (25°C, A)

End Voltage (V/cell)	min						h							
	10	15	20	25	30	45	1	1.5	2	3	4	5	6	10
1.60	410	352	286	234	206	144	115	85.8	68.0	49.2	38.6	31.6	27.0	17.8
1.65	392	340	276	228	198	140	113	83.6	66.6	47.8	37.5	31.0	26.6	17.6
1.67	380	328	268	222	193	136	110	81.8	65.4	47.0	36.4	30.7	26.3	17.5
1.70	367	317	260	214	188	132	108	80.3	64.5	46.0	36.0	30.2	26.0	17.4
1.75	345	304	250	206	178	126	105	78.5	62.7	44.7	35.4	30.0	25.8	17.2
1.80	320	285	238	196	170	120	100	75.4	60.6	42.8	34.2	29.0	25.4	17.0

Constant Power Discharge Data (25°C, W/CELL)

End Voltage (V/cell)	min						h							
	10	15	20	25	30	45	1	1.5	2	3	4	5	6	10
1.60	720	650	536	450	374	282	228	166	134	91.7	73.0	62.2	53.8	36.0
1.65	715	640	530	440	368	276	223	160	130	89.0	71.7	61.8	53.0	35.4
1.67	710	630	510	432	360	270	220	155	127	87.2	70.7	59.7	52.3	35.2
1.70	700	595	494	417	350	262	216	152	125	85.3	69.8	59.0	51.8	34.8
1.75	690	580	465	394	340	250	206	148	123	83.8	69.0	58.0	50.7	34.4
1.80	620	510	435	368	320	238	200	144	118	82.3	67.4	56.2	49.4	34.0

Performance Curve



Sacred Sun Power Sources Co., Ltd.

Add: No.1 Shengyang Road, Qufu 273100 PRC
Tel: +86-537-4422313 Fax: +86-537-4411980
Email: sales@sacredsun.cn

Sacred Sun Hong Kong Co., Limited

Add: RM 19C Lockhart CTR 301-307 Lockhart RD Wan Chai, Hong Kong
Email: admin.hk@sacredsun.hk

Sacred Sun Asia Pacific Pte Ltd.

Add: 1 Ubi View, #04-12, Focus One, Singapore 408555
Email: admin.sg@sacredsun.sg

Sacred Sun Europe SARL

Add: ZAE Fontaine, 33210 Fargues, France
Email: admin.eu@sacredsun.eu

Sacred Sun MEA FZE

Add: No. 311 office, Building LOB 14, JAFZA, Dubai, UAE
Email: admin.ae@sacredsun.ae

