

GFMG Series

GFMG-200 2V200Ah

GFMG VRLA large capacity high power battery uses AGM technology. It has wide & low structure design with low level of electrolyte stratification. GFMG has excellent high current and high power discharge performance. It is suitable for floating and cyclic applications.

Benefits

- Long life according to EUROBAT Classification
- High discharge performance
- 99%+ gas recombination efficiency
- Maximum charge efficiency
- Low self-discharge rate
- Easy installation and handling

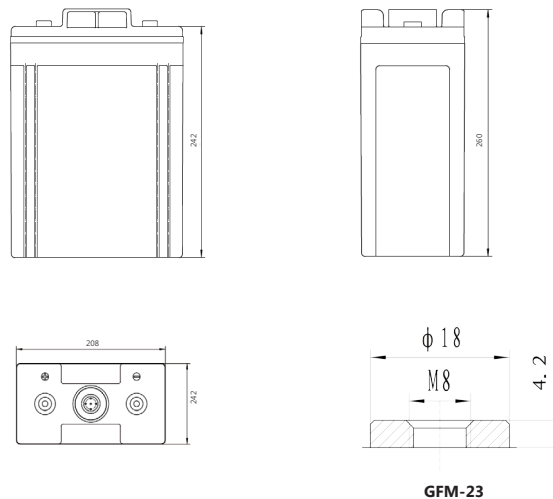
Applications

- Telecommunications
- Emergency power
- UPS units
- Electrical Power plants and substation
- Transportation

Standards

- IEC 60896-21/22
- BS 6290-4
- EUROBAT guide

Drawing



Specifications

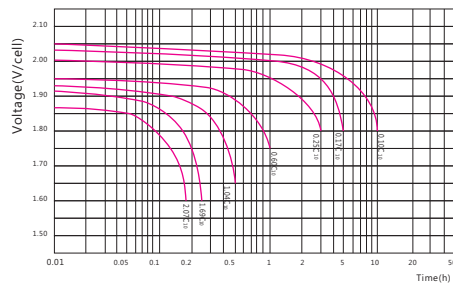
Battery Model	GFMG-200			
Design Life (years, 25°C)	12			
Capacity (Ah, 25°C)	10HR (20.0A, 1.80V)	5HR (35.0A, 1.80V)	3HR (52.7A, 1.80V)	1HR(120A, 1.75V)
	200	175	158.1	120
Dimensions (mm)	Length	Width	Height	Total Height
	110	208	242	260
Approx. Weight (kg)	13.5			
Reference Internal Resistance (mΩ)	0.58±15%(full charged @ 25°C,testing device:HIOKIBT3562)			
Maximum Discharge Current (A/3 Sec.)	1100			
Self-Discharge (25°C)	≤ 1% per month			
Charge Voltage (V/cell, 25°C)	Cycle use		Float use	
	2.35 (-3.5mV/°C/cell), max charge current:30A		2.25 (-3.5mV/°C/cell)	
Short Circuit Current (A)	3200			

Discharge Data

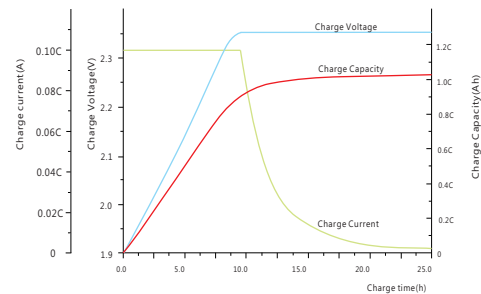
Constant Current Discharge Data (25°C, A)														
End Voltage (V/cell)	min							h						
	5	10	15	20	30	40	50	1	1.5	2	3	5	8	10
1.60	546	415	338	287	220	178	149	128	97	78	55.9	36.7	25.4	20.7
1.65	496	380	313	267	208	170	143	125	94.7	76.7	55.1	36.3	25.2	20.5
1.67	476	365	301	258	202	166	140	124	93.6	76.1	54.8	36.1	25.1	20.5
1.70	453	349	289	249	196	161	137	122	92.2	75.3	54.4	35.9	24.9	20.4
1.75	396	321	272	237	189	157	134	120	90.8	74	53.5	35.4	24.7	20.2
1.80	348	298	257	226	182	152	130	115	88.3	72.2	52.7	35.0	24.4	20

Constant Power Discharge Data (25°C, W/cell)														
End Voltage (V/cell)	min							h						
	5	10	15	20	30	40	50	1	1.5	2	3	5	8	10
1.60	796	673	559	487	371	300	257	224	173	142	102	67.9	48.9	39.8
1.65	731	611	512	449	344	283	244	217	166	137	99.5	66.8	48.3	39.1
1.67	691	590	496	437	332	276	237	214	164	135	98.7	66.5	48.1	39
1.70	645	560	476	420	321	268	231	210	162	133	97.5	65.9	47.7	38.8
1.75	578	518	444	390	301	252	220	201	158	130	95.5	64.6	47.1	38.3
1.80	531	475	407	360	283	238	212	192	153	126	93.5	63.5	46.5	37.7

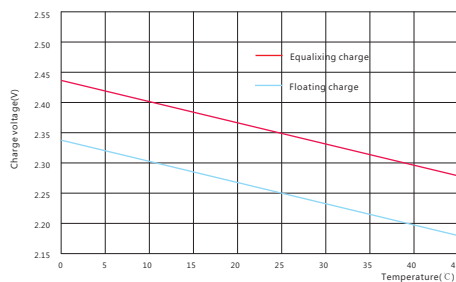
Performance Curve



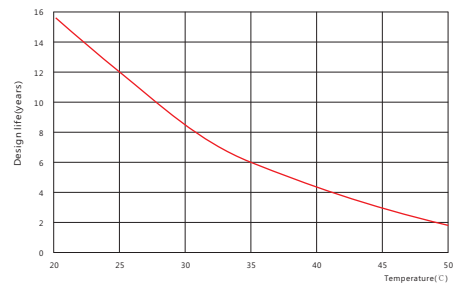
Discharge voltage vs. discharge time



Charge capacity vs. charge time



Charge capacity vs. temperature



Design life vs. temperature

Sacred Sun Power Sources Co., Ltd.

Add: No.1 Shengyang Road, Qufu 273100 PRC
Tel: +86-537-4422313 Fax: +86-537-4411980
Email: sales@sacredsun.cn

Sacred Sun Hong Kong Co., Limited

Add: RM 19C Lockhart CTR 301-307 Lockhart RD Wan Chai, Hong Kong
Email: admin.hk@sacredsun.hk

Sacred Sun Asia Pacific Pte Ltd.

Add: 1 Ubi View, #04-12, Focus One, Singapore 408555
Email: admin.sg@sacredsun.sg

Sacred Sun Europe SARRL

Add: ZAE Fontaine, 33210 Fargues, France
Email: admin.eu@sacredsun.eu

Sacred Sun MEA FZE

Add: No. 311 office, Building LOB 14, JAFZA, Dubai, UAE
Email: admin.ae@sacredsun.ae

