

GFMG Series

GFMG-300 2V300Ah

GFMG VRLA large capacity high power battery uses AGM technology. It has wide & low structure design with low level of electrolyte stratification. GFMG has excellent high current and high power discharge performance. It is suitable for floating and cyclic applications.

Benefits

- Long life according to EUROBAT Classification
- High discharge performance
- 99%+ gas recombination efficiency
- Maximum charge efficiency
- Low self-discharge rate
- Easy installation and handling

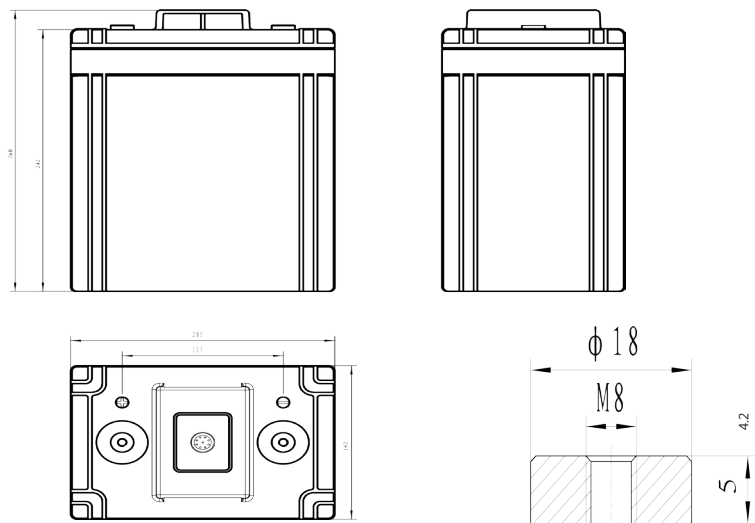
Applications

- Telecommunications
- Emergency power
- UPS units
- Electrical Power plants and substation
- Transportation

Standards

- IEC 60896-21/22
- BS 6290-4
- EUROBAT guide

Drawing



GFM-30

Specifications

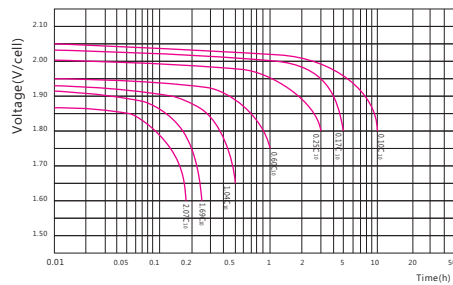
Battery Model	GFMG-300			
Design Life (years, 25°C)	12			
Capacity (Ah, 25°C)	10HR (30.0A, 1.80V)	5HR (52.5A, 1.80V)	3HR (79.0A, 1.80V)	1HR(180A, 1.75V)
	300	262.5	237	180
Dimensions (mm)	Length	Width	Height	Total Height
	142	205	242	260
Approx. Weight (kg)	18.6			
Reference Internal Resistance (mΩ)	0.48±15%(full charged @ 25°C,testing device:HIOKIBT3562)			
Maximum Discharge Current (A/3 Sec.)	1650			
Self-Discharge (25°C)	≤ 1% per month			
Charge Voltage (V/cell, 25°C)	Cycle use		Float use	
	2.35 (-3.5mV/°C/cell), max charge current:45A		2.25 (-3.5mV/°C/cell)	
Short Circuit Current (A)	4100			

Discharge Data

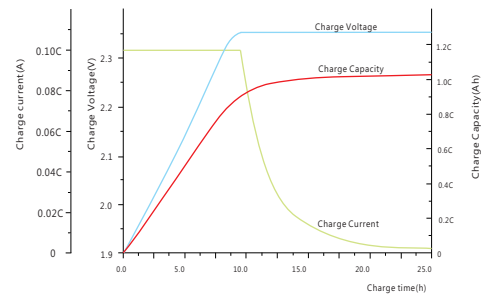
Constant Current Discharge Data (25°C, A)														
End Voltage (V/cell)	min							h						
	5	10	15	20	30	40	50	1	1.5	2	3	5	8	10
1.60	819	623	507	430	330	267	224	191	145	117	83.9	55.1	38.1	31.1
1.65	745	570	469	400	312	255	215	188	142	115	82.7	54.5	37.7	30.8
1.67	713	548	452	387	303	249	210	186	140	114	82.2	54.2	37.7	30.8
1.70	680	524	434	373	294	242	205	183	138	113	81.5	53.9	37.4	30.6
1.75	595	482	408	356	284	236	201	180	136	111	80.2	53.2	37	30.4
1.80	522	446	386	339	273	228	195	173	132	108	79.0	52.5	36.6	30

Constant Power Discharge Data (25°C, W/cell)														
End Voltage (V/cell)	min							h						
	5	10	15	20	30	40	50	1	1.5	2	3	5	8	10
1.60	1193	1010	838	730	556	451	385	337	260	213	153	102	73.3	59.7
1.65	1096	917	768	674	517	424	366	325	250	205	149	100	72.4	58.7
1.67	1037	885	744	656	498	413	356	321	246	203	148	100	72.2	58.5
1.70	968	840	714	630	482	403	346	316	243	200	146	98.8	71.6	58.2
1.75	867	777	666	585	452	378	331	301	236	195	143	97	70.6	57.4
1.80	797	713	610	539	424	357	319	287	229	189	140	95.3	69.7	56.5

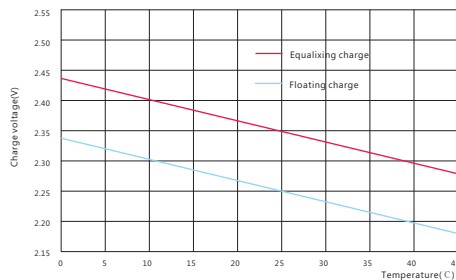
Performance Curve



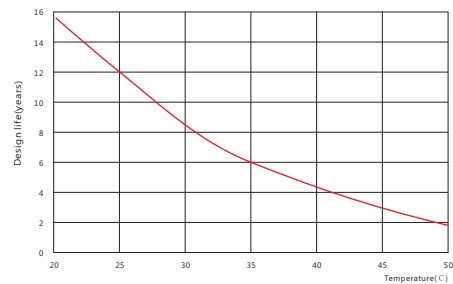
Discharge voltage vs. discharge time



Charge capacity vs. charge time



Charge capacity vs. temperature



Design life vs. temperature

Sacred Sun Power Sources Co., Ltd.

Add: No.1 Shengyang Road, Qufu 273100 PRC
Tel: +86-537-4422313 Fax: +86-537-4411980
Email: sales@sacredsun.cn

Sacred Sun Hong Kong Co., Limited

Add: RM 19C Lockhart CTR 301-307 Lockhart RD Wan Chai, Hong Kong
Email: admin.hk@sacredsun.hk

Sacred Sun Asia Pacific Pte Ltd.

Add: 1 Ubi View, #04-12, Focus One, Singapore 408555
Email: admin.sg@sacredsun.sg

Sacred Sun Europe SARL

Add: ZAE Fontaine, 33210 Fargues, France
Email: admin.eu@sacredsun.eu

Sacred Sun MEA FZE

Add: No. 311 office, Building LOB 14, JAFZA, Dubai, UAE
Email: admin.ae@sacredsun.ae

