

GFMG Series

GFMG-320 2V330Ah

GFMG VRLA large capacity high power battery uses AGM technology. It has wide & low structure design with low level of electrolyte stratification. GFMG has excellent high current and high power discharge performance. It is suitable for floating and cyclic applications.

Benefits

- Long life according to EUROBAT Classification
- High discharge performance
- 99%+ gas recombination efficiency
- Maximum charge efficiency
- Low self-discharge rate
- Easy installation and handling

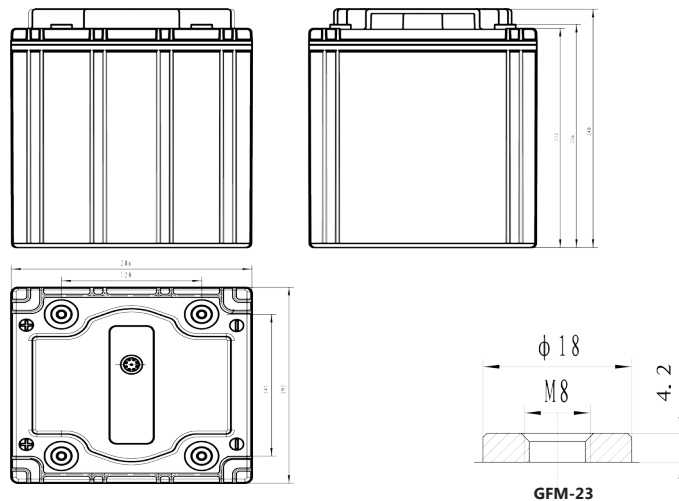
Applications

- Telecommunications
- Emergency power
- UPS units
- Electrical Power plants and substation
- Transportation

Standards

- IEC 60896-21/22
- BS 6290-4
- EUROBAT guide

Drawing



Specifications

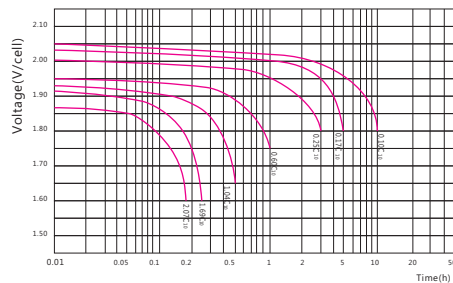
Battery Model	GFMG-300			
Design Life (years, 25°C)	12			
Capacity (Ah, 25°C)	10HR (32.0A, 1.80V)	5HR (56.0A, 1.80V)	3HR (84.3A, 1.80V)	1HR(192A, 1.75V)
	320	280	252.9	192
Dimensions (mm)	Length	Width	Height	Total Height
	195	206	220	240
Approx. Weight (kg)	22.8			
Reference Internal Resistance (mΩ)	0.47±15%(full charged @ 25°C,testing device:HIOKIBT3562)			
Maximum Discharge Current (A/3 Sec.)	1700			
Self-Discharge (25°C)	≤ 1% per month			
Charge Voltage (V/cell, 25°C)	Cycle use		Float use	
	2.35 (-3.5mV/°C/cell), max charge current:48A		2.25 (-3.5mV/°C/cell)	
Short Circuit Current (A)	4500			

Discharge Data

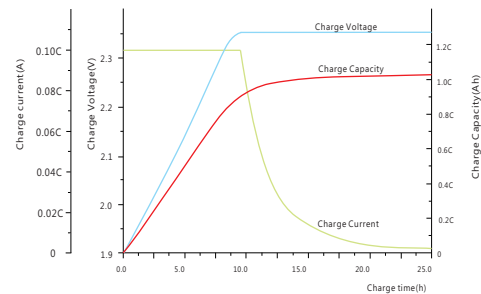
Constant Current Discharge Data (25°C, A)														
End Voltage (V/cell)	min							h						
	5	10	15	20	30	40	50	1	1.5	2	3	5	8	10
1.60	874	664	541	459	352	285	239	204	155	125	89.5	58.8	40.7	33.1
1.65	794	609	500	427	332	272	229	201	151	123	88.2	58.1	40.3	32.9
1.67	761	584	482	413	323	265	224	198	150	122	87.7	57.8	40.2	32.8
1.70	725	558	463	398	313	258	219	195	148	120	87	57.4	39.9	32.6
1.75	634	514	436	379	303	251	214	192	145	118	85.6	56.7	39.5	32.4
1.80	557	476	411	362	291	243	208	184	141	116	84.3	56.0	39.1	32.0

Constant Power Discharge Data (25°C, W/cell)														
End Voltage (V/cell)	min							h						
	5	10	15	20	30	40	50	1	1.5	2	3	5	8	10
1.60	1273	1077	894	779	593	481	411	359	277	227	164	109	78.2	63.7
1.65	1169	978	819	718	551	453	390	347	266	219	159	107	77.3	62.6
1.67	1106	944	794	699	531	441	380	342	263	216	158	106	77	62.4
1.70	1032	896	762	672	514	429	369	337	260	213	156	105	76.3	62.0
1.75	925	829	710	625	482	403	353	321	252	208	153	103	75.3	61.2
1.80	850	760	651	575	452	381	340	306	245	202	150	102	74.3	60.3

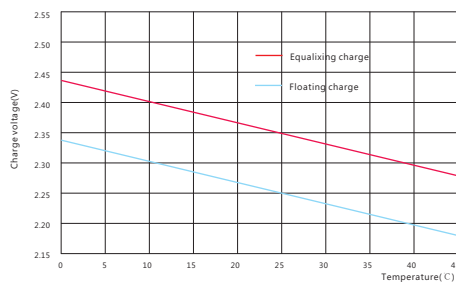
Performance Curve



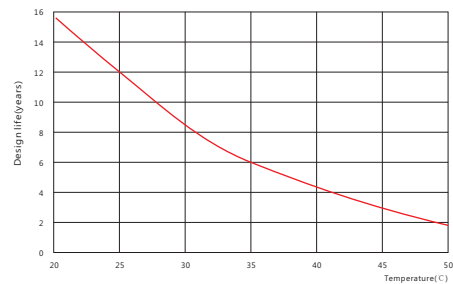
Discharge voltage vs. discharge time



Charge capacity vs. charge time



Charge capacity vs. temperature



Design life vs. temperature

Sacred Sun Power Sources Co., Ltd.

Add: No.1 Shengyang Road, Qufu 273100 PRC
Tel: +86-537-4422313 Fax: +86-537-4411980
Email: sales@sacredsun.cn

Sacred Sun Hong Kong Co., Limited

Add: RM 19C Lockhart CTR 301-307 Lockhart RD Wan Chai, Hong Kong
Email: admin.hk@sacredsun.hk

Sacred Sun Asia Pacific Pte Ltd.

Add: 1 Ubi View, #04-12, Focus One, Singapore 408555
Email: admin.sg@sacredsun.sg

Sacred Sun Europe SARL

Add: ZAE Fontaine, 33210 Fargues, France
Email: admin.eu@sacredsun.eu

Sacred Sun MEA FZE

Add: No. 311 office, Building LOB 14, JAFZA, Dubai, UAE
Email: admin.ae@sacredsun.ae

