

GFMG Series

3GFMG-125 6V125Ah

GFMG VRLA large capacity high power battery uses AGM technology. It has wide & low structure design with low level of electrolyte stratification. GFMG has excellent high current and high power discharge performance. It is suitable for floating and cyclic applications.

Benefits

- Long life according to EUROBAT Classification
- High discharge performance
- 99%+ gas recombination efficiency
- Maximum charge efficiency
- Low self-discharge rate
- Easy installation and handling

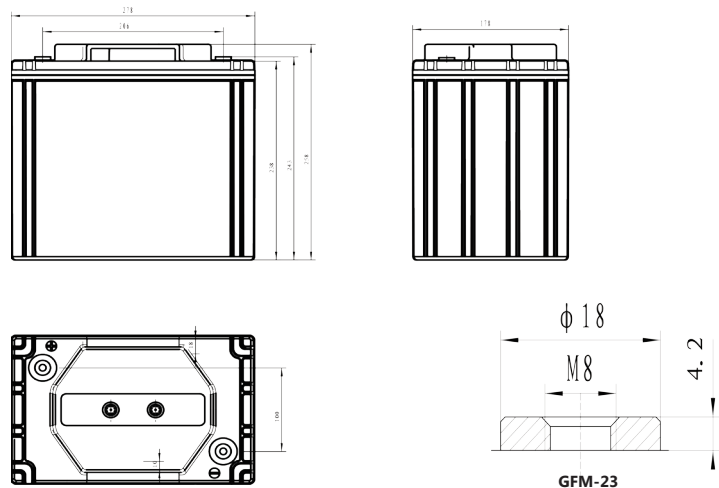
Applications

- Telecommunications
- Emergency power
- UPS units
- Electrical Power plants and substation
- Transportation

Standards

- IEC 60896-21/22
- BS 6290-4
- EUROBAT guide

Drawing



Specifications

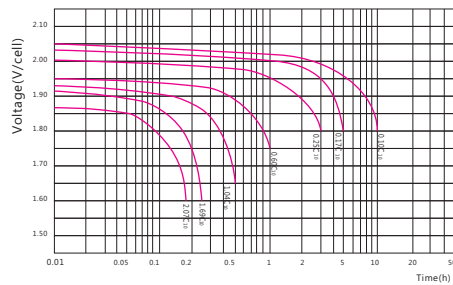
Battery Model	3GFMG-125			
Design Life (years, 25°C)	12			
Capacity (Ah, 25°C)	10HR (12.5A, 1.80V)	5HR (21.56A, 1.80V)	3HR (32.15A, 1.80V)	1HR(76.87A, 1.75V)
	125	107.8	96.45	76.87
Dimensions (mm)	Length	Width	Height	Total Height
	278	178	238	258
Approx. Weight (kg)	25.5			
Reference Internal Resistance (mΩ)	2.63±15%(full charged @ 25°C,testing device:HIOKIBT3562)			
Maximum Discharge Current (A/3 Sec.)	1000			
Self-Discharge (25°C)	≤ 1% per month			
Charge Voltage (V/cell, 25°C)	Cycle use		Float use	
	2.35 (-3.5mV/°C/cell), max charge current: 21A		2.25 (-3.5mV/°C/cell)	
Short Circuit Current (A)	2280			

Discharge Data

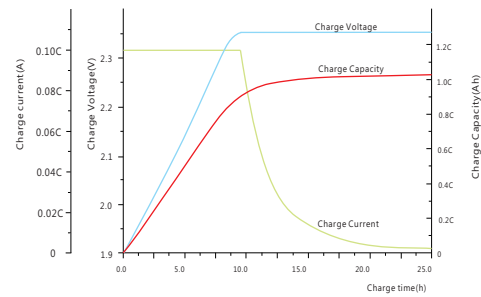
Constant Current Discharge Data (25°C, A)														
End Voltage (V/cell)	min								h					
	5	10	15	20	30	40	50	1	1.5	2	3	5	8	10
1.60	376.6	304.8	248.6	204.0	146.3	116.0	96.30	83.76	62.00	50.00	35.00	22.50	15.84	12.89
1.65	339.8	273.4	230.6	189.8	141.5	114.2	93.40	81.33	61.00	49.00	34.34	22.22	15.59	12.81
1.67	325.3	264.6	222.9	184.3	139.5	113.0	92.13	80.32	60.00	48.00	34.00	22.16	15.52	12.80
1.70	309.5	254.7	214.4	178.0	136.9	111.8	90.50	78.98	59.00	47.00	33.52	22.02	15.39	12.73
1.75	282.2	234.5	197.4	166.4	132.6	107.5	88.00	76.87	58.00	46.00	32.84	21.77	15.19	12.66
1.80	259.4	216.8	184.0	156.8	127.4	102.0	84.90	74.42	56.00	44.00	32.15	21.56	15.00	12.50

Constant Power Discharge Data (25°C, W/cell)														
End Voltage (V/cell)	min								h					
	5	10	15	20	30	40	50	1	1.5	2	3	5	8	10
1.60	629.7	514.1	419.5	351.6	264.5	218.0	186.0	157.2	122.10	92.08	65.83	44.14	29.81	24.66
1.65	593.8	487.5	404.4	339.7	257.9	217.0	183.0	155.2	120.50	90.80	65.00	43.76	29.70	24.59
1.67	573.7	474.1	395.3	334.0	255.2	216.0	182.0	154.2	119.79	90.31	64.75	43.62	29.70	24.60
1.70	551.4	458.8	384.7	327.0	251.5	215.0	181.0	152.5	118.60	89.46	64.25	43.31	29.58	24.52
1.75	511.5	421.9	357.8	314.5	243.8	212.0	179.0	150.3	116.70	87.89	63.58	42.73	29.38	24.45
1.80	462.2	387.8	337.8	301.6	235.2	206.0	177.0	147.7	114.60	86.25	62.75	42.03	29.22	24.37

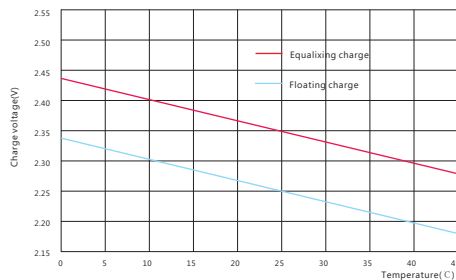
Performance Curve



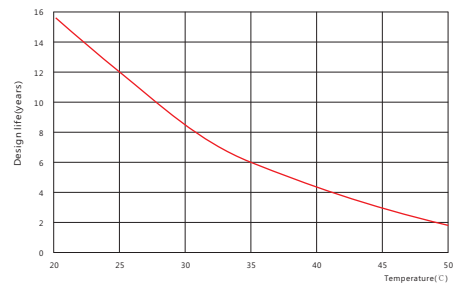
Discharge voltage vs. discharge time



Charge capacity vs. charge time



Charge capacity vs. temperature



Design life vs. temperature

Sacred Sun Power Sources Co., Ltd.

Add: No.1 Shengyang Road, Qufu 273100 PRC
Tel: +86-537-4422313 Fax: +86-537-4411980
Email: sales@sacredsun.cn

Sacred Sun Hong Kong Co., Limited

Add: RM 19C Lockhart CTR 301-307 Lockhart RD Wan Chai, Hong Kong
Email: admin.hk@sacredsun.hk

Sacred Sun Asia Pacific Pte Ltd.

Add: 1 Ubi View, #04-12, Focus One, Singapore 408555
Email: admin.sg@sacredsun.sg

Sacred Sun Europe SARL

Add: ZAE Fontaine, 33210 Fargues, France
Email: admin.eu@sacredsun.eu

Sacred Sun MEA FZE

Add: No. 311 office, Building LOB 14, JAFZA, Dubai, UAE
Email: admin.ae@sacredsun.ae

