

HRL Series

HRL12-660W 12V190Ah

Sacred Sun HRL batteries adopt new appearance and constructure design, automatically welding+through the partition welding+heat sealing technology, full automatic production process with good consistency. It has excellent high power discharge, long floating backup time and fast charging performance. It can be widely used in data center, UPS, IDC room.

Benefits

- Very long life according to EUROBAT Classification
- High power density, 30% higher than ordinary batteries
- Special lead paste formual and additives improve the battery service life
- Maximum charge efficiency
- Low self-discharge rate
- Wide range of power, easy sizing of batteries
- Easy installation and handling

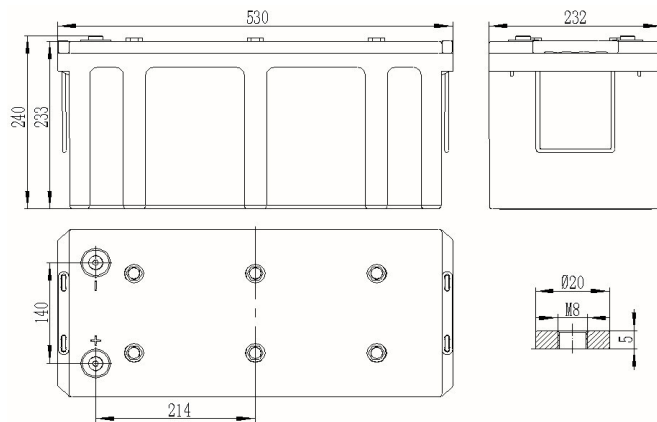
Applications

- Data center
- UPS
- IDC room
- Emergency power
- HVDC system

Standards

- IEC 60896-21/22
- JIS C8704-1/2
- EUROBAT guide

Drawing



Specifications

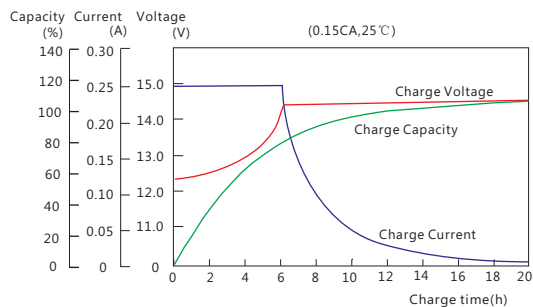
Battery Model	HRL12-660W			
Design Life (years, 25°C)	15			
Capacity (Ah, 25°C)	10min (1.60V)	15min (1.67V)	1HR (117A, 1.70V)	10HR(19A, 1.80V)
	822W/cell	660W/cell	117	190
Dimensions (mm)	Length	Width	Height	Total Height
	530	232	233	240
Approx. Weight (kg)	63.4			
Reference Internal Resistance (mΩ)	2.0±15%(full charged @ 25°C,testing device:HIOKIBT3562)			
Maximum Discharge Current (A/3 Sec.)	2000			
Self-Discharge (25°C)	≤2% per month			
Charge Voltage (V/cell, 25°C)	Cycle use		Float use	
	2.35 (-3.5mV/°C/cell), max charge current:47.5A		2.25 (-3.5mV/°C/cell)	
Short Circuit Current (A)	5200			

Discharge Data

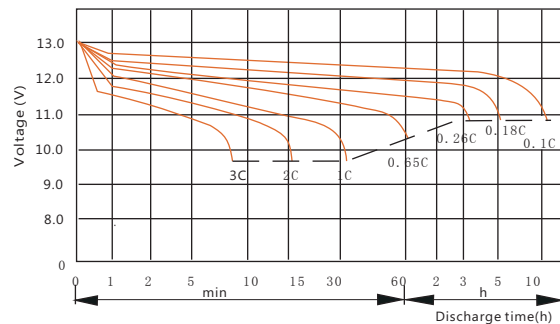
Constant Power Discharge Data (25°C, W/cell)																
End Voltage (V/cell)	min							h								
	5	10	15	20	25	30	45	1	1.5	2	3	4	5	6	8	10
1.60	1060	822	683	550	470	386	297	232	184	152	110	85.2	70.6	61.0	47.9	39.4
1.65	990	806	670	543	465	384	295	230	183	151	109	84.8	70.4	60.8	47.8	39.3
1.67	960	780	660	537	460	380	293	228	182	150	108	84.5	70.0	60.7	47.7	39.2
1.70	930	760	640	526	454	375	290	227	180	148	107	84.0	69.8	60.5	47.5	39.0
1.75	900	720	614	510	438	365	284	223	178	147	105	83.0	69.3	60.0	47.0	38.7
1.80	860	700	576	487	420	352	276	218	174	144	102	81.7	68.5	59.5	46.7	38.3

Constant Current Discharge Data (25°C, A)																
End Voltage (V/cell)	min							h								
	5	10	15	20	25	30	45	1	1.5	2	3	4	5	6	8	10
1.60	600	490	376	302	255	207	157	120	95.4	78.7	56.8	43.8	36.2	31.2	24.4	20.0
1.65	560	477	368	296	250	204	155	119	94.4	77.8	56.0	43.5	36.0	31.0	24.3	19.9
1.67	540	466	360	292	247	200	153	118	93.6	77.3	55.6	43.2	35.8	30.8	24.1	19.8
1.70	530	452	352	286	242	198	150	117	92.6	76.4	54.8	42.8	35.5	30.6	24.0	19.7
1.75	490	418	330	272	230	190	146	114	90.2	74.5	53.2	41.8	34.8	30.2	23.6	19.4
1.80	460	380	306	257	218	180	140	110	87.4	72.2	51.3	40.8	34.2	29.6	23.2	19.0

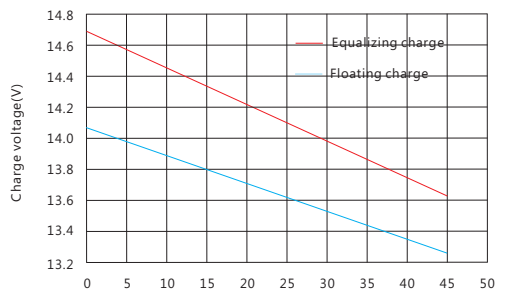
Performance Curve



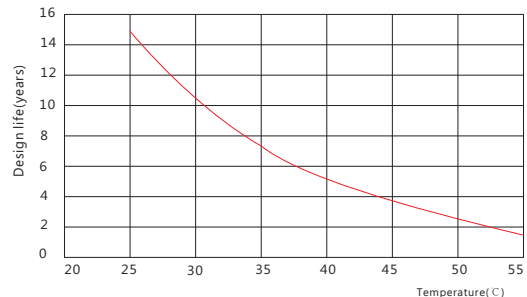
Charge performance



Discharge voltage vs. discharge time



Temperature vs. charge voltage



Design life vs. temperature

Sacred Sun Power Sources Co., Ltd.

Add: No.1 Shengyang Road, Qufu 273100 PRC
Tel: +86-537-4422313 Fax: +86-537-4411980
Email: sales@sacredsunsun.cn

Sacred Sun Hong Kong Co., Limited

Add: RM 19C Lockhart CTR 301-307 Lockhart RD Wan Chai, Hong Kong
Email: admin.hk@sacredsunsun.hk

Sacred Sun Asia Pacific Pte Ltd.

Add: 1 Ubi View, #04-12, Focus One, Singapore 408555
Email: admin.sg@sacredsunsun.sg

Sacred Sun Europe SARRL

Add: ZAE Fontaine, 33210 Fargues, France
Email: admin.eu@sacredsunsun.eu

Sacred Sun MEA FZE

Add: No. 311 office, Building LOB 14, JAFZA, Dubai, UAE
Email: admin.ae@sacredsunsun.ae