

# HTB Series

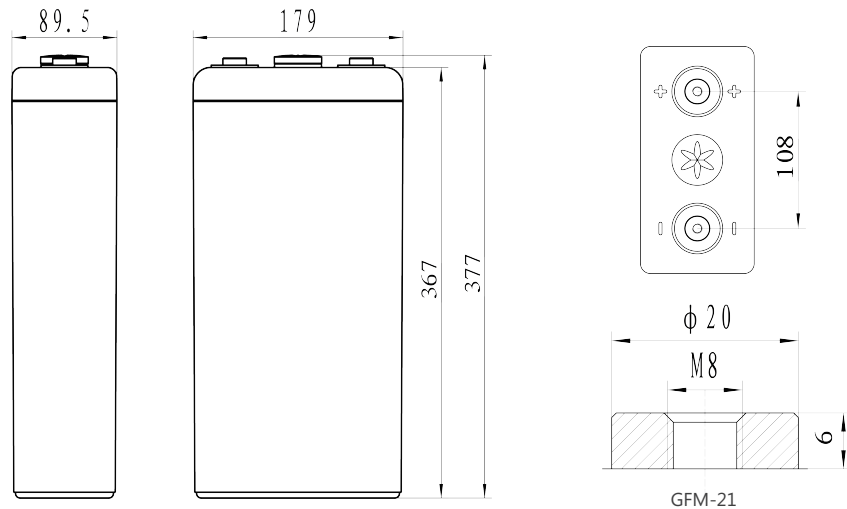
## GFM-200HTE 2V200Ah

Sacred Sun HTB VRLA battery uses latest AGM technology designed for high temperature resistant performance with good cycle life and fast charging acceptance ability. Its average temperature can be 35-40°C. HTB's reduced needs for cooling saves energy and reduces cost. It is suitable for high temperature environments both in floating and cyclic applications.

### Benefits

- Long life according to EUROBAT Classification
- Specifically designed for semi-stable mains
- High discharge performance
- 99%+ gas recombination efficiency
- Maximum charge efficiency
- Low self-discharge rate
- Easy installation and handling

### Drawing



### Applications

- High temperature BTS
- Unstable grid BTS
- Remote area BTS
- Solar (Wind) energy storage system

### Standards

- JIS C8704-1
- JIS C8704-2
- IEC 60896-21/22
- IEC 61427
- EUROBAT guide

### Specifications

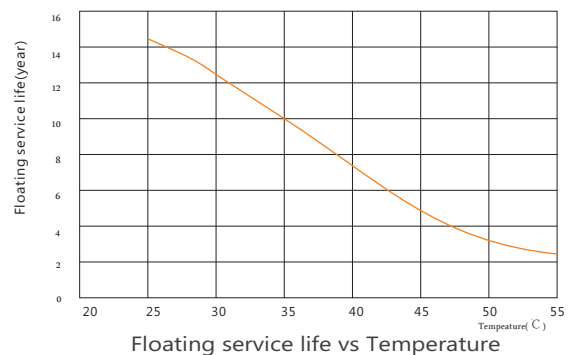
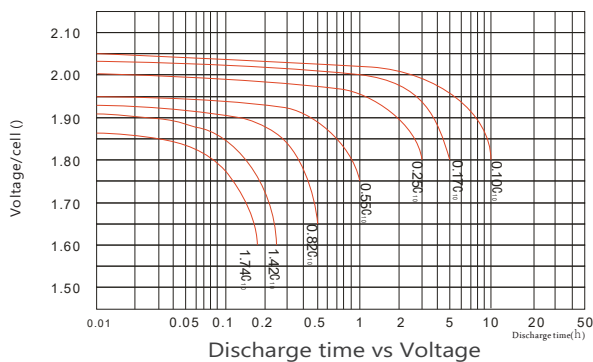
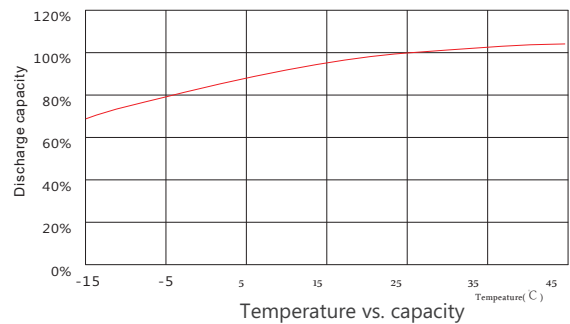
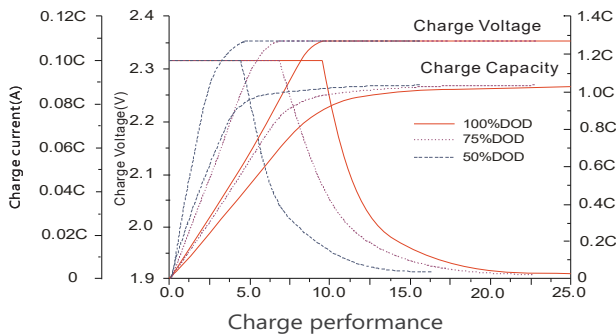
Battery Model	GFM-200HTE			
Design Life (years, 35°C)	10			
Capacity (Ah, 35°C)	10HR (20.3A, 1.80V)	5HR (35.3A, 1.80V)	3HR (51.6A, 1.80V)	1HR (111A, 1.75V)
	203	176.5	154.8	111
Dimensions (mm)	Length	Width	Height	Total Height
	89.5	179	367	377
Approx. Weight (kg)	14.0			
Reference Internal Resistance (mΩ)	0.53 ±15% ( fully charged @ 25°C, Testing device: HIOKIBT3562)			
Maximum Discharge Current (A/5 Sec.)	1100			
Self-Discharge (25°C)	≤ 1.0 % per month			
Charge Voltage (V/cell, 25°C)	Cycle use		Float use	
	2.35 (-3.5mV/°C/cell), max charge current: 40A		2.25 (-3.5mV/°C/cell)	
Short Circuit Current (A)	3000			

## Discharge Data

Constant Current Discharge Data (35°C, A)												
End Voltage (V/cell)	min	h										
	30	1	2	3	4	5	6	8	10	24	48	100
1.75	161	111	70	52.3	44.1	35.7	30.9	24.6	20.5	9.1	5.1	2.8
1.80	155	109	69	51.6	43.5	35.3	30.5	24.4	20.3	9.0	4.9	2.7
1.85	148	100	67	50.9	42.8	34.9	29.9	23.9	19.7	8.9	4.7	2.7
1.88	130	87	67	44.7	39.1	33.5	31.6	22.7	18.7	8.5	4.4	2.5
1.90	113	81	62	42.6	37.9	33.1	31.4	22.3	18.3	8.1	4.3	2.4

Constant Power Discharge Data (35°C, W/cell)												
End Voltage (V/cell)	min	h										
	30	1	2	3	4	5	6	8	10	24	48	100
1.75	272	191	126	95	75.3	65.6	58.2	48.0	40.0	19.6	9.5	4.9
1.80	255	185	122	93	79.3	64.9	57.5	47.3	39.5	19.4	9.2	4.8
1.85	240	167	108	85	65.7	60.9	56.1	43.3	36.7	18.5	8.6	4.6
1.88	213	153	99	81	62.3	56.8	54.8	42.6	35.7	18.1	8.3	4.5
1.90	185	131	91	67	59.5	53.3	53.5	41.3	34.1	17.4	7.8	4.3

## Performance Curve



### Sacred Sun Power Sources Co., Ltd.

Add: No.1 Shengyang Road, Qufu 273100 PRC  
Tel: +86-537-4422313 Fax: +86-537-4411980  
Email: sales@sacredsunsun.com

### Sacred Sun Hong Kong Co., Limited

Add: RM 19C Lockhart CTR 301-307 Lockhart RD Wan Chai, Hong Kong  
Email: admin.hk@sacredsunsun.com

### Sacred Sun Asia Pacific Pte Ltd.

Add: 1 Ubi View, #04-12, Focus One, Singapore 408555  
Email: admin.sg@sacredsunsun.com

### Sacred Sun Europe SARRL

Add: ZAE Fontaine, 33210 Fargues, France  
Email: admin.eu@sacredsunsun.com

### Sacred Sun MEA FZE

Add: No. 311 office, Building LOB 14, JAFZA, Dubai, UAE  
Email: admin.ae@sacredsunsun.com