

SDC Series

SDC12-200 12V200Ah



SDC VRLA battery uses AGM and GEL hybrid technology, it has good deep cycle and large current discharge performance. As the economy-type solar battery, it can be widely used in renewable energy, electrical vehicle etc.

Benefits

- Deep cycle for solar application
- Good large current discharge performance
- High gas recombination efficiency
- Maximum charge efficiency
- Low self-discharge rate
- Easy installation and handling

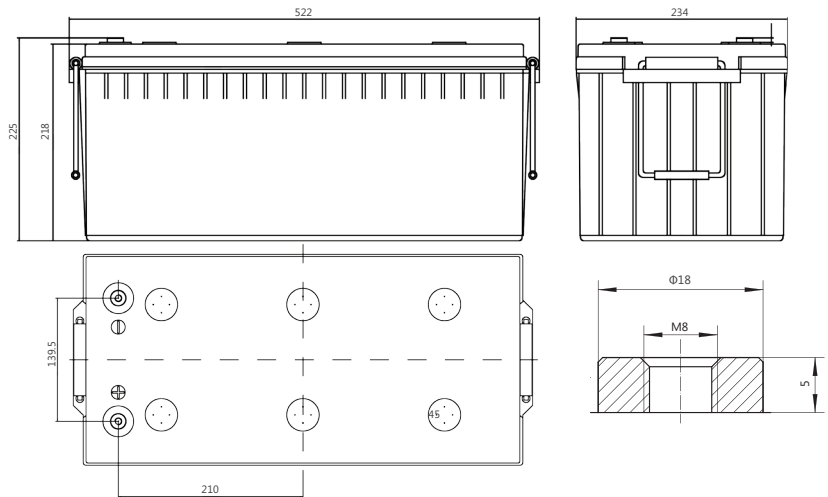
Applications

- Electrical Vehicle
- Renewable Energy
- Universal

Standards

- IEC 60896-21/22
- IEC 61427
- EUROBAT guide

Drawing



Specifications

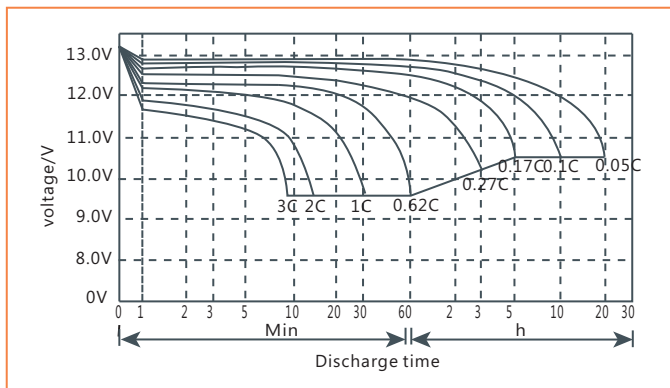
Battery Model	SDC12-200			
Design Life (years, 25°C)	10			
Capacity (Ah, 25°C)	20HR (10.26A, 1.75V)	10HR (20.0A, 1.75V)	5HR (37.95A, 1.75V)	3HR(58.12A, 1.75V)
	205.2	200	189	174
Dimensions (mm)	Length	Width	Height	Total Height
	522	234	218	225
Approx. Weight (kg)	63.5			
Reference Internal Resistance (mΩ)	3.0±15% (full charged @ 25 °C,testing device:HIOKI BT3562)			
Maximum Discharge Current (A/10 Sec.)	1530			
Self-Discharge (25°C)	< 3% per month			
Charge Voltage (V/cell, 25°C)	Cycle use		Float use	
	2.45 (-3.0mV/°C/cell), max charge current: 25A		2.35 (-3.0mV/°C/cell)	
Short Circuit Current (A)	2850			

Discharge Data

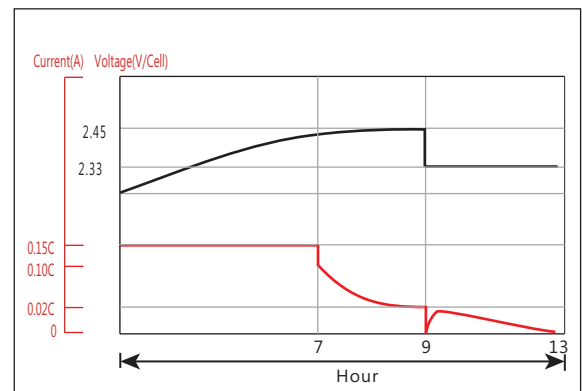
Constant Current Discharge Data (25°C, A)											
End Voltage (V/cell)	min				h						
	10	20	30	45	1	1.5	2	3	5	10	20
1.60	460.6	301.2	219.5	161.2	128.1	96.07	80.87	58.94	38.40	20.20	10.35
1.65	452.7	297.2	217.5	160.1	127.3	95.49	80.44	58.71	38.23	20.13	10.32
1.70	444.9	293.2	215.4	159.0	126.4	94.96	80.03	58.42	38.08	20.05	10.28
1.75	435.9	288.2	212.3	156.9	125.1	94.16	79.48	58.12	37.95	20.00	10.26

Constant Power Discharge Data (25°C, W/cell)											
End Voltage (V/cell)	min				h						
	10	20	30	45	1	1.5	2	3	5	10	20
1.60	799.4	544.7	405.4	302.2	243.4	185.1	157.2	115.5	75.76	39.97	20.51
1.65	794.8	544.2	404.3	301.5	242.3	184.4	156.7	115.3	75.62	39.92	20.48
1.70	790.1	542.4	402.9	300.9	241.9	183.9	156.5	115.2	75.45	39.87	20.46
1.75	784.6	538.7	400.7	299.5	240.8	183.1	156.2	115.0	75.37	39.82	20.45

Performance Curve



Discharge performance



Charge performance

Sacred Sun Power Sources Co., Ltd.

Add: No.1 Shengyang Road, Qufu 273100 PRC
Tel: +86-537-4422313 Fax: +86-537-4411980
Email: sales@sacredsun.cn

Sacred Sun Hong Kong Co., Limited

Add: RM 19C Lockhart CTR 301-307 Lockhart RD Wan Chai, Hong Kong
Email: admin.hk@sacredsun.hk

Sacred Sun Asia Pacific Pte Ltd.

Add: 1 Ubi View, #04-12, Focus One, Singapore 408555
Email: admin.sg@sacredsun.sg

Sacred Sun Europe SARL

Add: ZAE Fontaine, 33210 Fargues, France
Email: admin.eu@sacredsun.eu

Sacred Sun MEA FZE

Add: No. 311 office, Building LOB 14, JAFZA, Dubai, UAE
Email: admin.ae@sacredsun.ae