

GFMJ Series

GFMJ-800 2V800Ah

GFMJ series gel batteries utilize advanced battery manufacturing technology. It has good cyclic and high-low temperature performance, special electrolyte design and good charge acceptance ability. GFMJ can be used in high-low temperature environment with poor grid condition. It is optimal for pure cyclic solar, wind and energy storage systems.

Benefits

- Very long life according to EUROBAT Classification
- High discharge performance
- High gas recombination efficiency
- Maximum charge efficiency
- GEL state electrolyte prevents leakage and layering
- Low resistance PVC or PF micro-porous separator ensure Low self-discharge rate
- Easy installation and handling

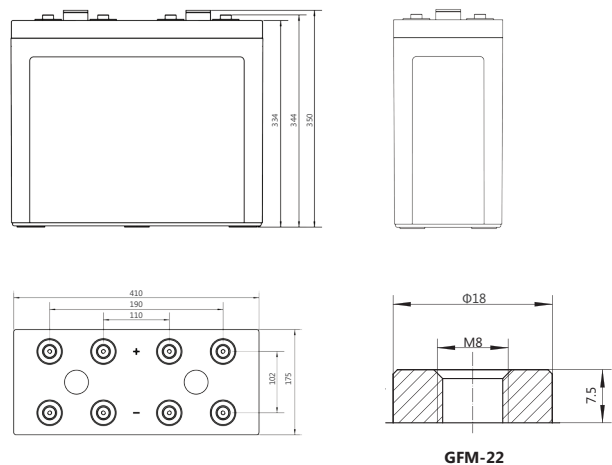
Applications

- Telecommunications
- Power system
- Energy storage
- UPS
- Emergency power

Standards

- IEC 60896-21/22
- IEC61427
- DIN43539-T5
- EUROBAT guide

Drawing



Specifications

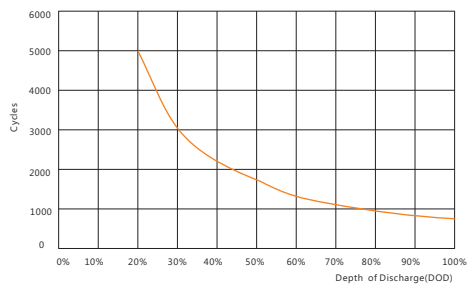
Battery Model	GFMJ-800			
Design Life (years, 25°C)	18			
Capacity (Ah, 25°C)	10HR (80.0A, 1.80V)	5HR (140A, 1.80V)	3HR (205A, 1.80V)	1HR(448A, 1.80V)
	800	700	615	448
Dimensions (mm)	Length	Width	Height	Total Height
	410	175	334	344
Approx. Weight (kg)	60.0			
Reference Internal Resistance (mΩ)	0.28±15% (full charged @ 25 °C ,testing device:HIOKI BT3562)			
Maximum Discharge Current (A/3 Sec.)	4417			
Self-Discharge (25°C)	< 2% per month			
Charge Voltage (V/cell, 25°C)	Cycle use		Float use	
	2.33 (-3.5mV/°C/cell), max charge current: 160A		2.22 (-3.5mV/°C/cell)	
Short Circuit Current (A)	6900			

Discharge Data

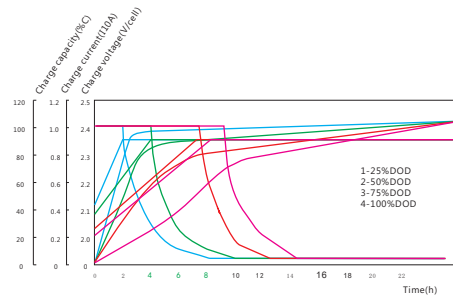
Constant Current Discharge Data (25°C, A)																		
End Voltage (V/cell)	min					h												
	5	10	15	20	30	1	2	3	5	6	8	10	20	24	48	100	120	240
1.65	1360	1240	1152	1040	808	500	300	220	152	136	106.4	90.0	45.2	38.35	19.44	10.0	8.72	4.64
1.70	1280	1180	1040	908	760	492	295	218	148	129	103.2	85.2	44.4	38.00	19.44	10.0	8.72	4.64
1.75	1200	1116	992	876	736	484	289	214	146	127	101.2	83.6	44.0	37.40	19.44	10.0	8.72	4.64
1.80	1120	1060	916	808	680	448	278	205	140	122	97.2	80.0	43.2	36.96	19.44	10.0	8.72	4.64
1.85	960	916	836	756	636	432	261	192	132	114	91.2	75.6	40.8	36.25	19.44	10.0	8.72	4.64

Constant Power Discharge Data (25°C, W/cell)																		
End Voltage (V/cell)	min					h												
	5	10	15	20	30	1	2	3	5	6	8	10	20	24	48	100	120	240
1.65	237.6	220.4	207.2	188.4	147.6	92.8	56.0	41.6	28.8	20.0	16.0	13.2	67.6	63.4	38.9	20.0	17.6	9.36
1.70	227.6	213.6	190.0	167.2	140.4	92.0	55.6	41.6	28.4	19.4	15.4	12.8	66.8	63.0	38.9	20.0	17.6	9.36
1.75	218.8	206.0	184.8	164.0	138.4	91.6	55.2	41.2	28.0	18.8	14.9	12.3	66.0	62.4	38.9	20.0	17.6	9.36
1.80	209.2	199.2	173.6	153.2	130.0	85.6	54.0	39.6	27.2	18.1	14.3	12.0	64.4	61.8	38.9	20.0	17.6	9.36
1.85	183.2	175.6	160.8	146.4	123.6	84.4	51.2	37.6	26.0	17.2	13.6	11.3	61.2	60.7	38.9	20.0	17.6	9.36

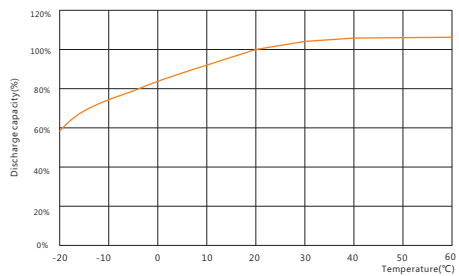
Performance Curve



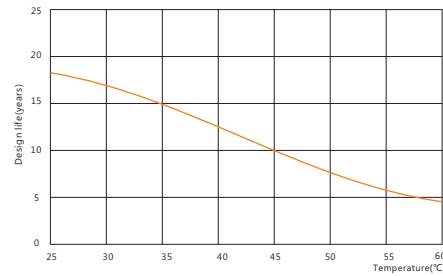
Cycle life vs. discharge depth



Charge vs. discharge depth



Capacity vs. temperature



Design life vs. temperature

Sacred Sun Power Sources Co., Ltd.

Add: No.1 Shengyang Road, Qufu 273100 PRC
Tel: +86-537-4422313 Fax: +86-537-4411980
Email: sales@sacredsun.cn

Sacred Sun Hong Kong Co., Limited

Add: RM 19C Lockhart CTR 301-307 Lockhart RD Wan Chai, Hong Kong
Email: admin.hk@sacredsun.hk

Sacred Sun Asia Pacific Pte Ltd.

Add: 1 Ubi View, #04-12, Focus One, Singapore 408555
Email: admin.sg@sacredsun.sg

Sacred Sun Europe SARL

Add: ZAE Fontaine, 33210 Fargues, France
Email: admin.eu@sacredsun.eu

Sacred Sun MEA FZE

Add: No. 311 office, Building LOB 14, JAFZA, Dubai, UAE
Email: admin.ae@sacredsun.ae