

GFMJ Series

GFMJ-200 2V200Ah

GFMJ series gel batteries utilize advanced battery manufacturing technology. It has good cyclic and high-low temperature performance, special electrolyte design and good charge acceptance ability. GFMJ can be used in high-low temperature environment with poor grid condition. It is optimal for pure cyclic solar, wind and energy storage systems.

Benefits

- Very long life according to EUROBAT Classification
- High discharge performance
- High gas recombination efficiency
- Maximum charge efficiency
- GEL state electrolyte prevents leakage and layering
- Low resistance PVC or PF micro-porous separator ensure Low self-discharge rate
- Easy installation and handling

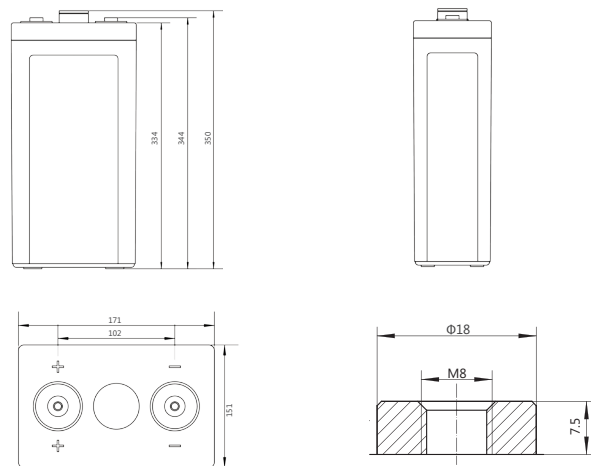
Applications

- Telecommunications
- Power system
- Energy storage
- UPS
- Emergency power

Standards

- IEC 60896-21/22
- IEC61427
- DIN43539-T5
- EUROBAT guide

Drawing



GFM-22

Specifications

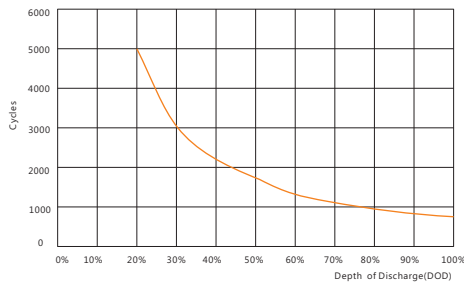
Battery Model	GFMJ-200			
Design Life (years, 25°C)	18			
Capacity (Ah, 25°C)	10HR (20.0A, 1.80V)	5HR (35A, 1.80V)	3HR (51.2A, 1.80V)	1HR(112A, 1.75V)
	200	175	153.6	112
Dimensions (mm)	Length	Width	Height	Total Height
	171	107	334	344
Approx. Weight (kg)	14.8			
Reference Internal Resistance (mΩ)	0.68±15% (full charged @ 25 °C, testing device:HIOKI BT3562)			
Maximum Discharge Current (A/3 Sec.)	1748			
Self-Discharge (25°C)	≤ 2% per month			
Charge Voltage (V/cell, 25°C)	Cycle use		Float use	
	2.33 (-3.5mV/°C/cell), max charge current: 40A		2.22 (-3.5mV/°C/cell)	
Short Circuit Current (A)	2800			

Discharge Data

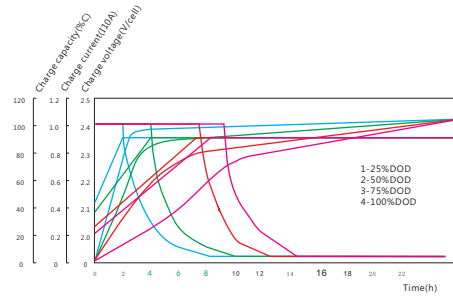
Constant Current Discharge Data (25°C, A)																		
End Voltage (V/cell)	min					h												
	5	10	15	20	30	1	2	3	5	6	8	10	20	24	48	100	120	240
1.65	340	310	288	260	202	125	75	55	38	34.0	26.60	22.10	11.20	9.45	4.86	2.51	2.18	1.16
1.70	320	295	260	227	190	123	73.7	54.4	37.1	32.2	25.80	21.30	10.80	9.20	4.86	2.51	2.18	1.16
1.75	300	279	248	219	184	121	72.3	53.6	36.4	31.7	25.30	20.90	10.60	9.10	4.86	2.51	2.18	1.16
1.80	280	265	229	202	170	112	69.4	51.2	35	30.5	24.30	20.00	10.20	9.02	4.86	2.51	2.18	1.16
1.85	240	229	209	189	159	108	65.3	48.0	32.9	28.6	22.80	18.90	9.80	8.90	4.86	2.51	2.18	1.16

Constant Power Discharge Data (25°C, W/cell)																		
End Voltage (V/cell)	min					h												
	5	10	15	20	30	1	2	3	5	6	8	10	20	24	48	100	120	240
1.65	594	551	518	471	369	232	140	104	72	50.1	40.0	33.0	18.3	16.9	9.72	5.00	4.40	2.34
1.70	569	534	475	418	351	230	139	104	71	48.6	38.5	31.9	18.3	16.7	9.72	5.00	4.40	2.34
1.75	547	515	462	410	346	229	138	103	70	46.9	37.2	30.7	18.3	16.5	9.72	5.00	4.40	2.34
1.80	523	498	434	383	325	214	135	99	68	45.2	35.8	30.0	18.3	16.1	9.72	5.00	4.40	2.34
1.85	458	439	402	366	309	211	128	94.0	65.0	42.9	34.1	28.3	17.6	15.3	9.72	5.00	4.40	2.34

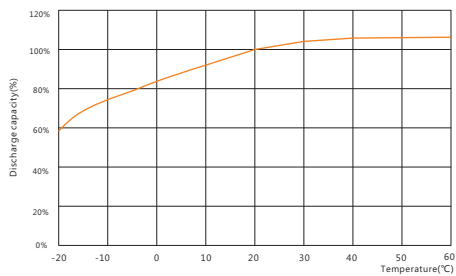
Performance Curve



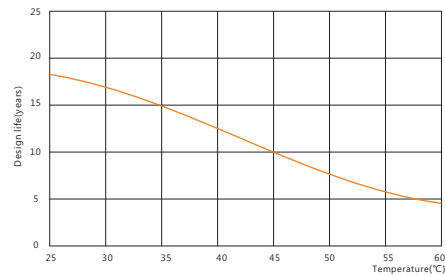
Cycle life vs. discharge depth



Charge vs. discharge depth



Capacity vs. temperature



Design life vs. temperature

Sacred Sun Power Sources Co., Ltd.

Add: No.1 Shengyang Road, Qufu 273100 PRC
Tel: +86-537-4422313 Fax: +86-537-4411980
Email: sales@sacredsun.cn

Sacred Sun Hong Kong Co., Limited

Add: RM 19C Lockhart CTR 301-307 Lockhart RD Wan Chai, Hong Kong
Email: admin.hk@sacredsun.hk

Sacred Sun Asia Pacific Pte Ltd.

Add: 1 Ubi View, #04-12, Focus One, Singapore 408555
Email: admin.sg@sacredsun.sg

Sacred Sun Europe SARL

Add: ZAE Fontaine, 33210 Fargues, France
Email: admin.eu@sacredsun.eu

Sacred Sun MEA FZE

Add: No. 311 office, Building LOB 14, JAFZA, Dubai, UAE
Email: admin.ae@sacredsun.ae