

GFMJ Series

GFMJ-300 2V300Ah

GFMJ series gel batteries utilize advanced battery manufacturing technology. It has good cyclic and high-low temperature performance, special electrolyte design and good charge acceptance ability. GFMJ can be used in high-low temperature environment with poor grid condition. It is optimal for pure cyclic solar, wind and energy storage systems.

Benefits

- Very long life according to EUROBAT Classification
- High discharge performance
- High gas recombination efficiency
- Maximum charge efficiency
- GEL state electrolyte prevents leakage and layering
- Low resistance PVC or PF micro-porous separator ensure Low self-discharge rate
- Easy installation and handling

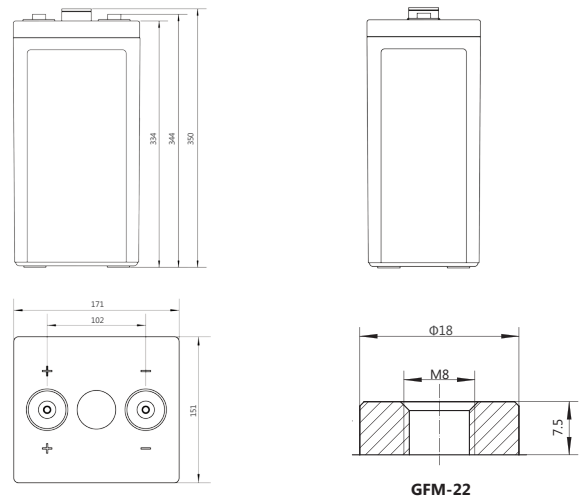
Applications

- Telecommunications
- Power system
- Energy storage
- UPS
- Emergency power

Standards

- IEC 60896-21/22
- IEC61427
- DIN43539-T5
- EUROBAT guide

Drawing



Specifications

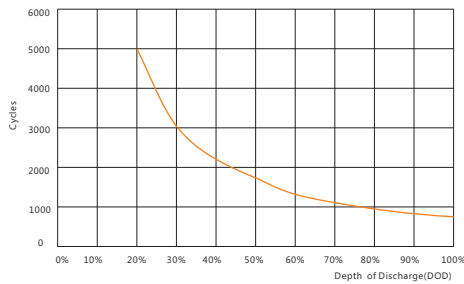
Battery Model	GFMJ-300			
Design Life (years, 25°C)	18			
Capacity (Ah, 25°C)	10HR (30.0A, 1.80V)	5HR (52.5A, 1.80V)	3HR (76.8A, 1.80V)	1HR(168A, 1.80V)
	300	262.5	230.4	168
Dimensions (mm)	Length	Width	Height	Total Height
	171	151	334	344
Approx. Weight (kg)	21.3			
Reference Internal Resistance (mΩ)	0.54±15% (full charged @ 25 °C ,testing device:HIOKI BT3562)			
Maximum Discharge Current (A/3 Sec.)	1845			
Self-Discharge (25°C)	≤ 2% per month			
Charge Voltage (V/cell, 25°C)	Cycle use		Float use	
	2.33 (-3.5mV/°C/cell), max charge current: 60A		2.22 (-3.5mV/°C/cell)	
Short Circuit Current (A)	3600			

Discharge Data

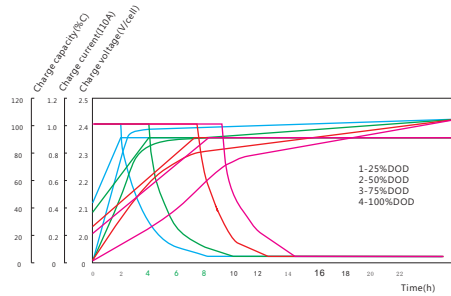
Constant Current Discharge Data (25°C, A)																		
End Voltage (V/cell)	min					h												
	5	10	15	20	30	1	2	3	5	6	8	10	20	24	48	100	120	240
1.65	510	465	432	390	303	188	112.5	82.5	57	51.0	39.90	33.75	16.95	14.22	7.29	3.75	3.27	1.74
1.70	480	443	390	341	285	185	110.6	81.6	55.65	48.3	38.70	31.95	16.65	14.05	7.29	3.75	3.27	1.74
1.75	450	419	372	329	276	182	108.5	80.4	54.6	47.55	37.95	31.35	16.50	13.90	7.29	3.75	3.27	1.74
1.80	420	398	344	303	255	168	104.1	76.8	52.5	45.75	36.45	30.00	16.20	13.72	7.29	3.75	3.27	1.74
1.85	360	344	314	284	239	162	98.0	72.0	49.4	42.90	34.20	28.35	15.30	13.20	7.29	3.75	3.27	1.74

Constant Power Discharge Data (25°C, W/cell)																		
End Voltage (V/cell)	min					h												
	5	10	15	20	30	1	2	3	5	6	8	10	20	24	48	100	120	240
1.65	891	827	777	707	554	348	210	156	108	75.15	60.00	49.50	25.35	27.45	14.58	7.50	6.60	3.51
1.70	854	801	713	627	527	345	208.5	156	106.5	72.90	57.75	47.85	25.05	27.45	14.58	7.50	6.60	3.51
1.75	821	773	693	615	519	344	207	154.5	105	70.35	55.80	46.05	24.75	27.45	14.58	7.50	6.60	3.51
1.80	785	747	651	575	488	321	202.5	148.5	102	67.80	53.70	45.0	24.15	27.45	14.58	7.50	6.60	3.51
1.85	687	659	603	549	464	317	192.0	141.0	97.5	64.35	51.15	42.45	22.95	26.40	14.58	7.50	6.60	3.51

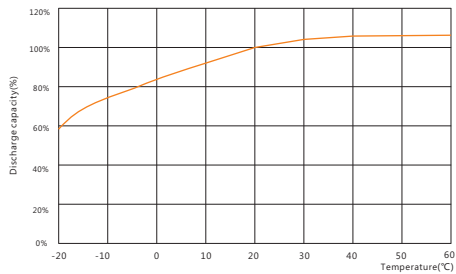
Performance Curve



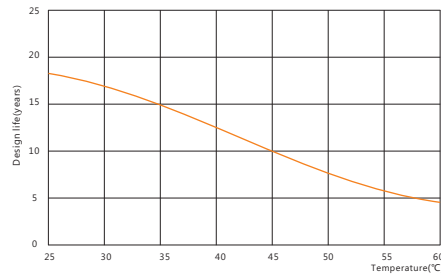
Cycle life vs. discharge depth



Charge vs. discharge depth



Capacity vs. temperature



Design life vs. temperature

Sacred Sun Power Sources Co., Ltd.

Add: No.1 Shengyang Road, Qufu 273100 PRC
Tel: +86-537-4422313 Fax: +86-537-4411980
Email: sales@sacredsun.cn

Sacred Sun Hong Kong Co., Limited

Add: RM 19C Lockhart CTR 301-307 Lockhart RD Wan Chai, Hong Kong
Email: admin.hk@sacredsun.hk

Sacred Sun Asia Pacific Pte Ltd.

Add: 1 Ubi View, #04-12, Focus One, Singapore 408555
Email: admin.sg@sacredsun.sg

Sacred Sun Europe SARL

Add: ZAE Fontaine, 33210 Fargues, France
Email: admin.eu@sacredsun.eu

Sacred Sun MEA FZE

Add: No. 311 office, Building LOB 14, JAFZA, Dubai, UAE
Email: admin.ae@sacredsun.ae