

# GFMJ Series

## GFMJ-400 2V400Ah

GFMJ series gel batteries utilize advanced battery manufacturing technology. It has good cyclic and high-low temperature performance, special electrolyte design and good charge acceptance ability. GFMJ can be used in high-low temperature environment with poor grid condition. It is optimal for pure cyclic solar, wind and energy storage systems.

### Benefits

- Very long life according to EUROBAT Classification
- High discharge performance
- High gas recombination efficiency
- Maximum charge efficiency
- GEL state electrolyte prevents leakage and layering
- Low resistance PVC or PF micro-porous separator ensure Low self-discharge rate
- Easy installation and handling

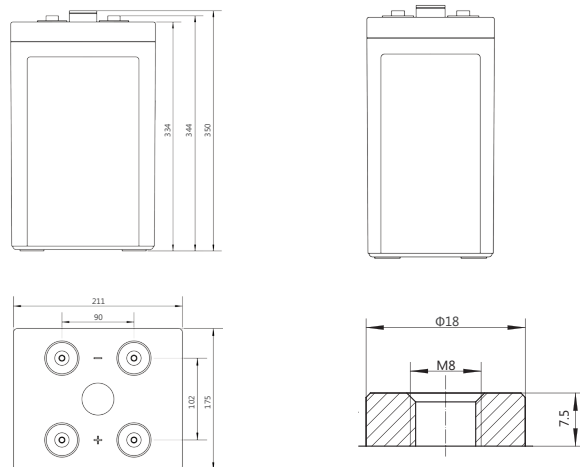
### Applications

- Telecommunications
- Power system
- Energy storage
- UPS
- Emergency power

### Standards

- IEC 60896-21/22
- IEC61427
- DIN43539-T5
- EUROBAT guide

### Drawing



GFMJ-22

### Specifications

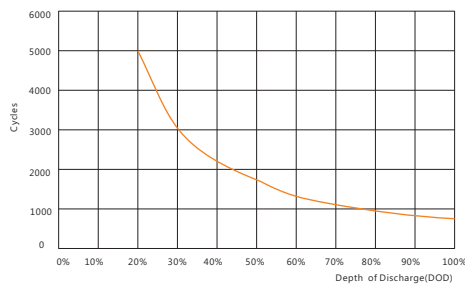
Battery Model	GFMJ-400			
Design Life (years, 25°C)	18			
Capacity (Ah, 25°C)	10HR (40.0A, 1.80V)	5HR (70A, 1.80V)	3HR (102.4A, 1.80V)	1HR(224A, 1.80V)
	400	350	307.2	224
Dimensions (mm)	Length	Width	Height	Total Height
	211	175	334	344
Approx. Weight (kg)	30.0			
Reference Internal Resistance (mΩ)	0.45±15% ( full charged @ 25 °C ,testing device:HIOKI BT3562)			
Maximum Discharge Current (A/3 Sec.)	2576			
Self-Discharge (25°C)	≤ 2% per month			
Charge Voltage (V/cell, 25°C)	Cycle use		Float use	
	2.33 (-3.5mV/°C/cell), max charge current: 80A		2.22 (-3.5mV/°C/cell)	
Short Circuit Current (A)	4350			

## Discharge Data

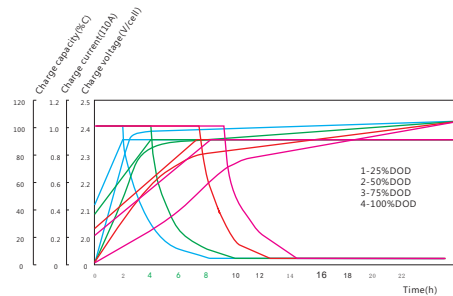
Constant Current Discharge Data (25°C, A)																		
End Voltage (V/cell)	min					h												
	5	10	15	20	30	1	2	3	5	6	8	10	20	24	48	100	120	240
1.65	680	620	576	520	404	250	150	110	76	68.0	53.2	45.0	22.6	19.02	9.72	5.00	4.36	2.32
1.70	640	590	520	454	380	246	147.4	108.8	74.2	64.4	51.6	42.6	22.2	18.68	9.72	5.00	4.36	2.32
1.75	600	558	496	438	368	242	144.6	107.2	72.8	63.4	50.6	41.8	22.0	18.58	9.72	5.00	4.36	2.32
1.80	560	530	458	404	340	224	138.8	102.4	70	61.0	48.6	40.0	21.6	18.43	9.72	5.00	4.36	2.32
1.85	480	458	418	378	318	216	130.6	96.0	65.8	57.2	45.6	37.8	20.4	17.60	9.72	5.00	4.36	2.32

Constant Power Discharge Data (25°C, W/cell)																		
End Voltage (V/cell)	min					h												
	5	10	15	20	30	1	2	3	5	6	8	10	20	24	48	100	120	240
1.65	1188	1102	1036	942	738	464	280	208	144	100.2	80.0	66.0	33.8	30.6	19.44	10.0	8.80	4.68
1.70	1138	1068	950	836	702	460	278	208	142	97.2	77.0	63.8	33.4	29.8	19.44	10.0	8.80	4.68
1.75	1094	1030	924	820	692	458	276	206	140	93.8	74.4	61.4	33.0	29.2	19.44	10.0	8.80	4.68
1.80	1046	996	868	766	650	428	270	198	136	90.4	71.6	60.0	32.2	28.9	19.44	10.0	8.80	4.68
1.85	916	878	804	732	618	422	256	188	130	85.8	68.2	56.6	30.6	28.3	19.44	10.0	8.80	4.68

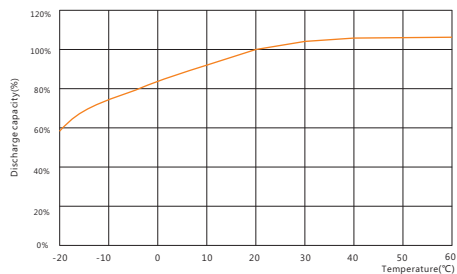
## Performance Curve



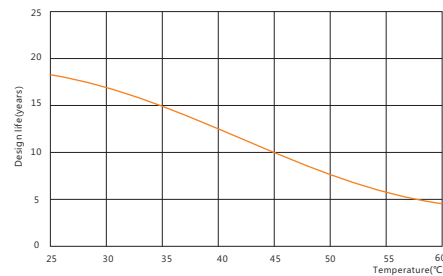
Cycle life vs. discharge depth



Charge vs. discharge depth



Capacity vs. temperature



Design life vs. temperature

### Sacred Sun Power Sources Co., Ltd.

Add: No.1 Shengyang Road, Qufu 273100 PRC  
Tel: +86-537-4422313 Fax: +86-537-4411980  
Email: sales@sacredsun.cn

### Sacred Sun Hong Kong Co., Limited

Add: RM 19C Lockhart CTR 301-307 Lockhart RD Wan Chai, Hong Kong  
Email: admin.hk@sacredsun.hk

### Sacred Sun Asia Pacific Pte Ltd.

Add: 1 Ubi View, #04-12, Focus One, Singapore 408555  
Email: admin.sg@sacredsun.sg

### Sacred Sun Europe SARRL

Add: ZAE Fontaine, 33210 Fargues, France  
Email: admin.eu@sacredsun.eu

### Sacred Sun MEA FZE

Add: No. 311 office, Building LOB 14, JAFZA, Dubai, UAE  
Email: admin.ae@sacredsun.ae