

GFMJ Series

GFMJ-500 2V500Ah

GFMJ series gel batteries utilize advanced battery manufacturing technology. It has good cyclic and high-low temperature performance, special electrolyte design and good charge acceptance ability. GFMJ can be used in high-low temperature environment with poor grid condition. It is optimal for pure cyclic solar, wind and energy storage systems.

Benefits

- Very long life according to EUROBAT Classification
- High discharge performance
- High gas recombination efficiency
- Maximum charge efficiency
- GEL state electrolyte prevents leakage and layering
- Low resistance PVC or PF micro-porous separator ensure Low self-discharge rate
- Easy installation and handling

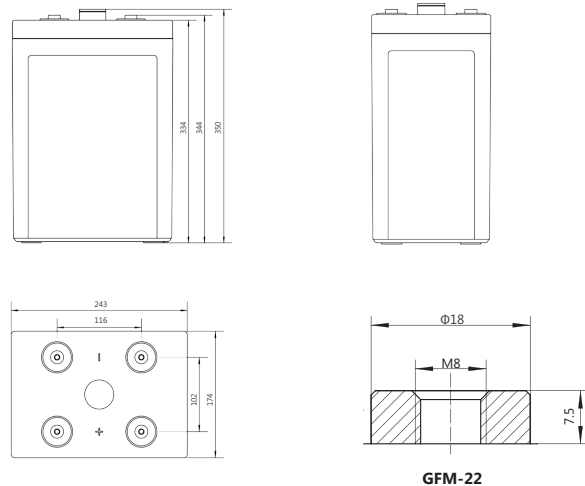
Applications

- Telecommunications
- Power system
- Energy storage
- UPS
- Emergency power

Standards

- IEC 60896-21/22
- IEC61427
- DIN43539-T5
- EUROBAT guide

Drawing



GFMJ-22

Specifications

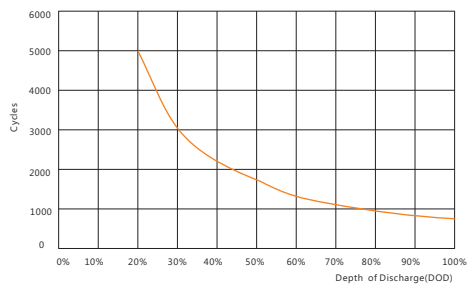
Battery Model	GFMJ-500			
Design Life (years, 25°C)	18			
Capacity (Ah, 25°C)	10HR (50.0A, 1.80V)	5HR (87.5A, 1.80V)	3HR (128A, 1.80V)	1HR(280A, 1.80V)
	500	437.5	384	280
Dimensions (mm)	Length	Width	Height	Total Height
	243	174	334	344
Approx. Weight (kg)	35.5			
Reference Internal Resistance (mΩ)	0.39±15% (full charged @ 25 °C ,testing device:HIOKI BT3562)			
Maximum Discharge Current (A/3 Sec.)	2944			
Self-Discharge (25°C)	≤ 2% per month			
Charge Voltage (V/cell, 25°C)	Cycle use		Float use	
	2.33 (-3.5mV/°C/cell), max charge current: 100A		2.22 (-3.5mV/°C/cell)	
Short Circuit Current (A)	5020			

Discharge Data

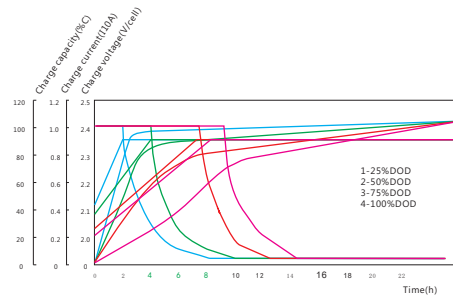
Constant Current Discharge Data (25°C, A)																		
End Voltage (V/cell)	min					h												
	5	10	15	20	30	1	2	3	5	6	8	10	20	24	48	100	120	240
1.65	850	775	720	650	505	312	187.5	137	95.0	85	66.5	56.25	28.25	23.75	12.15	6.25	5.45	2.90
1.70	800	737	650	567	475	307	184.3	136	92.8	80.5	64.5	53.25	27.75	23.30	12.15	6.25	5.45	2.90
1.75	750	697	620	54	460	302	180.8	134	91.0	79.3	63.25	52.25	27.5	23.10	12.15	6.25	5.45	2.90
1.80	700	662	572	505	425	280	173.5	128	87.5	76.3	60.75	50.0	27.0	23.10	12.15	6.25	5.45	2.90
1.85	600	572	522	472	397	270	163.3	120	82.2	71.5	57.0	47.25	25.5	22.0	12.15	6.25	5.45	2.90

Constant Power Discharge Data (25°C, W/cell)																		
End Voltage (V/cell)	min					h												
	5	10	15	20	30	1	2	3	5	6	8	10	20	24	48	100	120	240
1.65	1485	1377.5	1295	1177.5	922.5	580	350	260	180	125.3	100	82.5	42.3	39.8	24.3	12.5	11	5.85
1.70	1422.5	1335	1187.5	1045	877.5	575	347	260	177	121.5	96.3	79.8	41.8	39.4	24.3	12.5	11	5.85
1.75	1367.5	1287.5	1155	1025	865	572	345	257	175	117.3	93	76.8	41.3	39	24.3	12.5	11	5.85
1.80	1307.5	1245	1085	957.5	812.5	535	337	247	170	113	89.5	75	40.3	38.6	24.3	12.5	11	5.85
1.85	1145	1097.5	1005	915	772.5	527	320	235	162	107.3	85.3	70.8	38.3	36.9	24.3	12.5	11	5.85

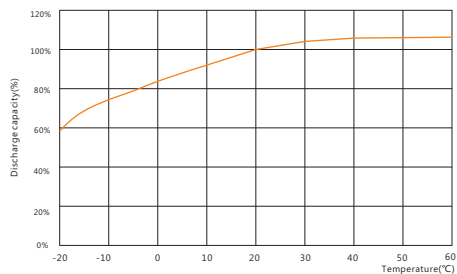
Performance Curve



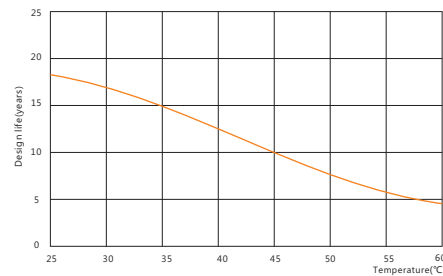
Cycle life vs. discharge depth



Charge vs. discharge depth



Capacity vs. temperature



Design life vs. temperature

Sacred Sun Power Sources Co., Ltd.

Add: No.1 Shengyang Road, Qufu 273100 PRC
Tel: +86-537-4422313 Fax: +86-537-4411980
Email: sales@sacredsun.cn

Sacred Sun Hong Kong Co., Limited

Add: RM 19C Lockhart CTR 301-307 Lockhart RD Wan Chai, Hong Kong
Email: admin.hk@sacredsun.hk

Sacred Sun Asia Pacific Pte Ltd.

Add: 1 Ubi View, #04-12, Focus One, Singapore 408555
Email: admin.sg@sacredsun.sg

Sacred Sun Europe SARL

Add: ZAE Fontaine, 33210 Fargues, France
Email: admin.eu@sacredsun.eu

Sacred Sun MEA FZE

Add: No. 311 office, Building LOB 14, JAFZA, Dubai, UAE
Email: admin.ae@sacredsun.ae