

# GFMJ Series

## GFMJ-1000 2V1000Ah

GFMJ series gel batteries utilize advanced battery manufacturing technology. It has good cyclic and high-low temperature performance, special electrolyte design and good charge acceptance ability. GFMJ can be used in high-low temperature environment with poor grid condition. It is optimal for pure cyclic solar, wind and energy storage systems.

### Benefits

- Very long life according to EUROBAT Classification
- High discharge performance
- High gas recombination efficiency
- Maximum charge efficiency
- GEL state electrolyte prevents leakage and layering
- Low resistance PVC or PF micro-porous separator ensure Low self-discharge rate
- Easy installation and handling

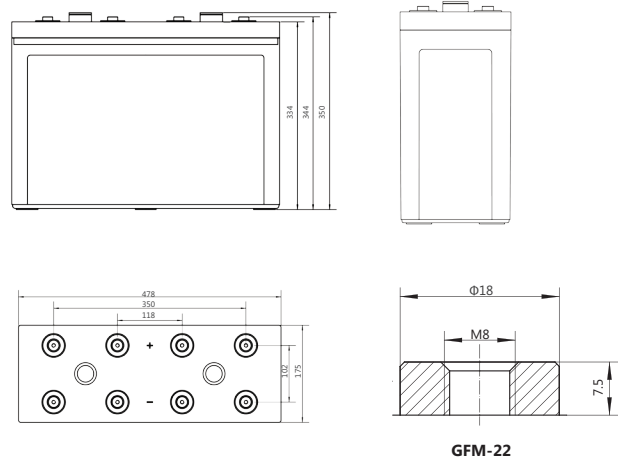
### Applications

- Telecommunications
- Power system
- Energy storage
- UPS
- Emergency power

### Standards

- IEC 60896-21/22
- IEC61427
- DIN43539-T5
- EUROBAT guide

### Drawing



### Specifications

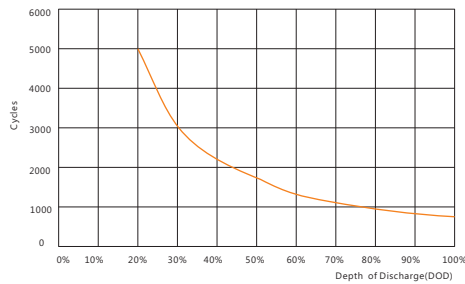
Battery Model	GFMJ-1000			
Design Life (years, 25°C)	18			
Capacity (Ah, 25°C)	10HR (100A, 1.80V)	5HR (175A, 1.80V)	3HR (256A, 1.80V)	1HR(560A, 1.80V)
	1000	875	768	560
Dimensions (mm)	Length	Width	Height	Total Height
	478	175	334	344
Approx. Weight (kg)	71.0			
Reference Internal Resistance (mΩ)	0.24±15% ( full charged @ 25 °C, testing device:HIOKI BT3562)			
Maximum Discharge Current (A/3 Sec.)	5520			
Self-Discharge (25°C)	< 2% per month			
Charge Voltage (V/cell, 25°C)	Cycle use		Float use	
	2.33 (-3.5mV/°C/cell), max charge current: 200A		2.22 (-3.5mV/°C/cell)	
Short Circuit Current (A)	8000			

## Discharge Data

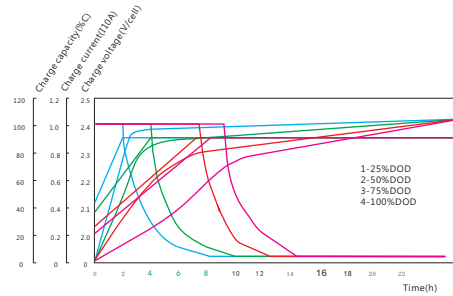
Constant Current Discharge Data (25°C, A)																		
End Voltage (V/cell)	min					h												
	5	10	15	20	30	1	2	3	5	6	8	10	20	24	48	100	120	240
1.65	1700	1550	1440	1300	1010	625	375	275	190	170	133.0	112.5	56.5	47.8	24.3	12.5	10.9	5.8
1.70	1600	1475	1300	1135	950	615	369	272	186	161	129.0	106.5	55.5	47.4	24.3	12.5	10.9	5.8
1.75	1500	1395	1240	1095	920	605	362	268	182	158	126.5	104.5	55.0	47.1	24.3	12.5	10.9	5.8
1.80	1400	1325	1145	1010	850	560	347	256	175	152	121.5	100.0	54.0	46.8	24.3	12.5	10.9	5.8
1.85	1200	1145	1045	945	795	540	327	240	165	143	114.0	94.5	51.0	46.5	24.3	12.5	10.9	5.8

Constant Power Discharge Data (25°C, W/cell)																		
End Voltage (V/cell)	min					h												
	5	10	15	20	30	1	2	3	5	6	8	10	20	24	48	100	120	240
1.65	2970	2755	2590	2355	1845	1160	700	520	360	251	200	165	84.5	91.5	48.6	25.0	22.0	11.7
1.70	2845	2670	2375	2090	1755	1150	695	520	355	243	193	160	83.5	91.5	48.6	25.0	22.0	11.7
1.75	2735	2575	2310	2050	1730	1145	690	515	350	235	186	154	82.5	91.5	48.6	25.0	22.0	11.7
1.80	2615	2490	2170	1915	1625	1070	675	495	340	226	179	150	80.5	91.5	48.6	25.0	22.0	11.7
1.85	2290	2195	2010	1830	1545	1055	640	470	325	215	171	142	76.5	88.0	48.6	25.0	22.0	11.7

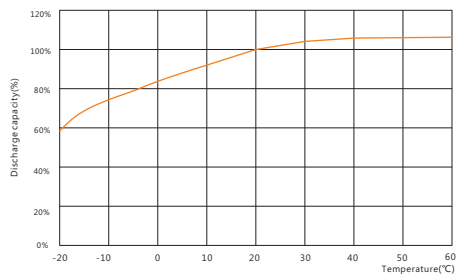
## Performance Curve



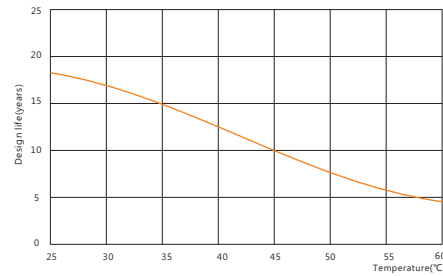
Cycle life vs. discharge depth



Charge vs. discharge depth



Capacity vs. temperature



Design life vs. temperature

### Sacred Sun Power Sources Co., Ltd.

Add: No.1 Shengyang Road, Qufu 273100 PRC  
Tel: +86-537-4422313 Fax: +86-537-4411980  
Email: sales@sacredsun.cn

### Sacred Sun Hong Kong Co., Limited

Add: RM 19C Lockhart CTR 301-307 Lockhart RD Wan Chai, Hong Kong  
Email: admin.hk@sacredsun.hk

### Sacred Sun Asia Pacific Pte Ltd.

Add: 1 Ubi View, #04-12, Focus One, Singapore 408555  
Email: admin.sg@sacredsun.sg

### Sacred Sun Europe SARL

Add: ZAE Fontaine, 33210 Fargues, France  
Email: admin.eu@sacredsun.eu

### Sacred Sun MEA FZE

Add: No. 311 office, Building LOB 14, JAFZA, Dubai, UAE  
Email: admin.ae@sacredsun.ae