

SPG Series

SPG12-660W 12V180Ah

SPG series VRLA battery uses AGM technology and high-purity raw materials. It has good high power discharge, floating backup and fast charging performance. It is mainly used in UPS/EPS standby power supply systems. It can backup power in poor operation environment.

Benefits

- Long life according to EUROBAT Classification
- Maximum charge efficiency
- High gas recombination efficiency
- Low self-discharge rate
- Vertical installation

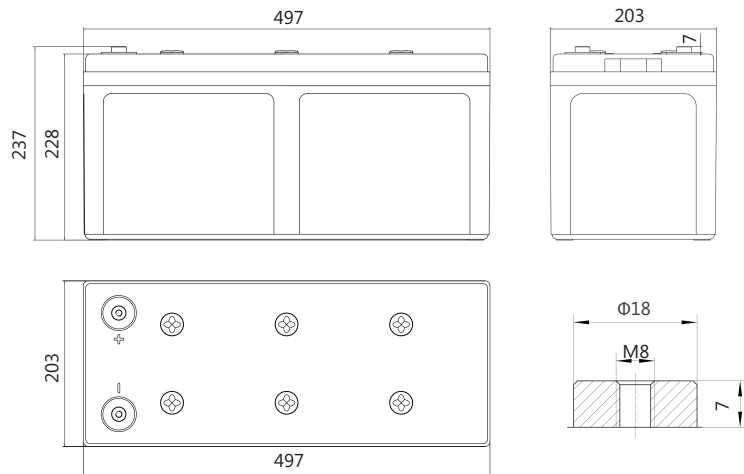
Applications

- UPS units
- Data center
- Starting generators
- EPS units

Standards

- IEC 60896-21/22
- JIS C8704-1/2
- EUROBAT guide

Drawing



SP-31

Specifications

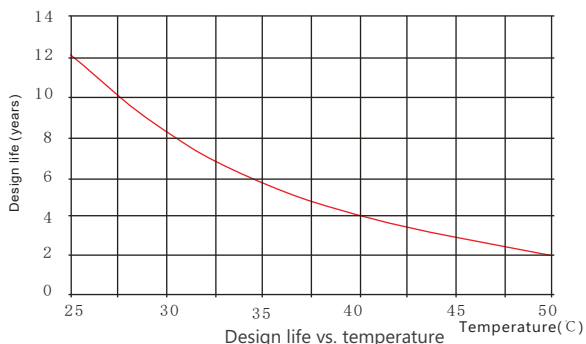
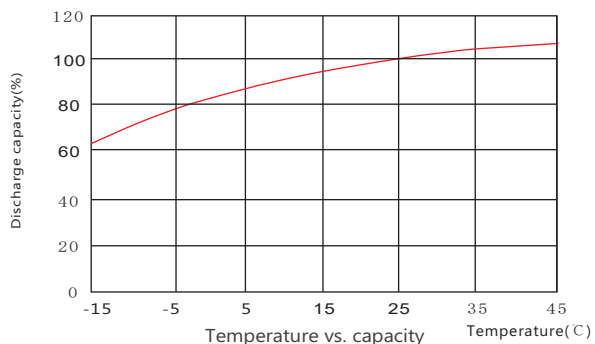
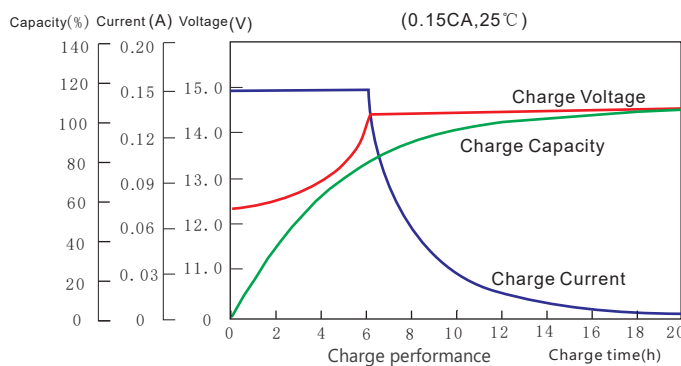
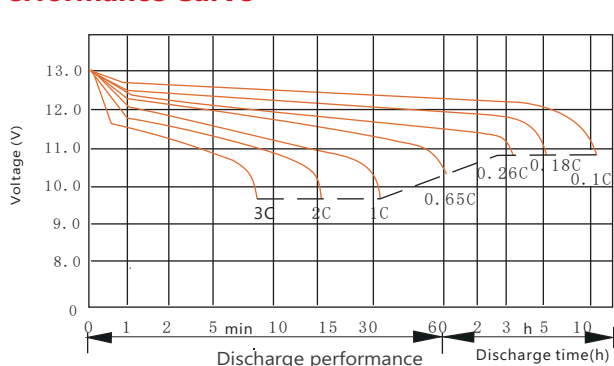
Battery Model	SPG12-660W			
Design Life (years, 25°C)	12			
Capacity (Ah, 25°C)	10min (1.60V)	15min (1.67V)	1HR (108A, 1.75V)	10HR (18A, 1.80V)
	792W/cell	660W/cell	108Ah	180Ah
Dimensions (mm)	Length	Width	Height	Total Height
	497	203	228	237
Approx. Weight (kg)	58.0			
Reference Internal Resistance (mΩ)	2.5±15%(full charged @ 25°C,testing device:HIOKIBT3562)			
Maximum Discharge Current (A/3 Sec.)	1980			
Self-Discharge (25°C)	≤ 2 % per month			
Charge Voltage (V/cell, 25°C)	Cycle use		Float use	
	2.40 (-3.5mV/°C/cell), max charge current:54A		2.27 (-3.5mV/°C/cell)	
Short Circuit Current (A)	4350			

Discharge Data

Constant Current Discharge Data (25°C, A)													
End Voltage (V/cell)	min						h						
	10	15	20	25	30	45	1	1.5	2	3	5	6	10
1.60	450	386	324	274	223	168	120	97	74.3	53.9	34.7	29.7	18.5
1.65	431	372	313	266	217	163	116	95	72.8	52.3	34.2	29.3	18.4
1.67	417	360	304	258	211	159	114	93.0	71.4	51.3	33.8	28.9	18.3
1.70	403	346	296	249	205	156	112	91.4	70.3	50.3	33.2	28.8	18.2
1.75	380	333	281	237	196	149	108	88.6	68.4	48.8	33.0	28.4	18.1
1.80	353	313	262	226	186	142	104	85.4	66.2	46.8	32.1	27.9	18.0

Constant Power Discharge Data (25°C, W/cell)													
End Voltage (V/cell)	min						h						
	10	15	20	25	30	45	1	1.5	2	3	5	6	10
1.60	792	695	574	495	425	318	255	194	147	101	68.4	59.9	37.6
1.65	759	675	557	486	417	311	248	188	143	97.9	67.2	59.0	36.7
1.67	731	660	538	476	409	305	243	182	140	95.9	65.6	57.5	36.5
1.70	703	640	518	459	399	300	238	178	138	93.8	64.9	57.1	36.1
1.75	675	609	498	444	388	296	231	174	135	92.2	63.8	55.7	35.5
1.80	642	587	478	428	372	284	221	169	131	90.5	61.8	54.3	34.4

Performance Curve



Sacred Sun Power Sources Co., Ltd.

Add: No.1 Shengyang Road, Qufu 273100 PRC
Tel: +86-537-4422313 Fax: +86-537-4411980
Email: sales@sacredsuns.cn

Sacred Sun Hong Kong Co., Limited

Add: RM 19C Lockhart CTR 301-307 Lockhart RD Wan Chai, Hong Kong
Email: admin.hk@sacredsuns.hk

Sacred Sun Asia Pacific Pte Ltd.

Add: 1 Ubi View, #04-12, Focus One, Singapore 408555
Email: admin.sg@sacredsuns.sg

Sacred Sun Europe SARL

Add: ZAE Fontaine, 33210 Fargues, France
Email: admin.eu@sacredsuns.eu

Sacred Sun MEA FZE

Add: No. 311 office, Building LOB 14, JAFZA, Dubai, UAE
Email: admin.ae@sacredsuns.ae

