

# SPG Series

## SPG12-820W 12V215Ah

SPG series VRLA battery uses AGM technology and high-purity raw materials. It has good high power discharge, floating backup and fast charging performance. It is mainly used in UPS/EPS standby power supply systems. It can backup power in poor operation environment.

### Benefits

- Long life according to EUROBAT Classification
- Maximun charge efficiency
- High gas recombination efficiency
- Low self-discharge rate
- Vertical installization

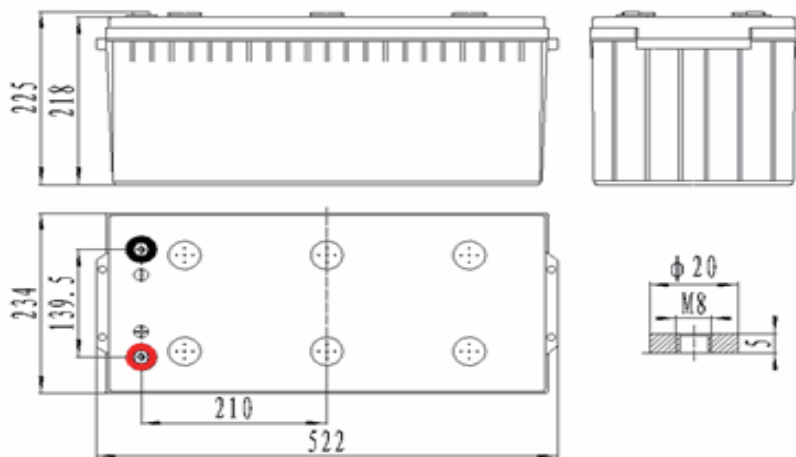
### Applications

- UPS units
- Data center
- Starting generators
- EPS units

### Standards

- IEC 60896-21/22
- JIS C8704-1/2
- EUROBAT guide

### Drawing



### Specifications

Battery Model	SPG12-820W			
Design Life (years, 25°C)	12			
Capacity (Ah, 25°C)	10min ( 1.60V)	15min ( 1.67V)	1HR (134A, 1.75V)	10HR (21.5A, 1.80V)
	950W/cell	820W/cell	134Ah	215Ah
Dimensions (mm)	Length	Width	Height	Total Height
	522	234	218	225
Approx. Weight (kg)	67.1			
Reference Internal Resistance (mΩ)	2.1 ( fully charged @ 25°C,testing device:HIOKIBT3562)			
Maximum Discharge Current (A/5 Sec.)	2220			
Self-Discharge (25°C)	≤2% per months			
Charge Voltage (V/cell, 25°C)	Cycle use		Float use	
	2.40(-3.5mV/°C/cell), max charge current: 64.5A		2.27(-3.5mV/°C/cell)	
Short Circuit Current (A)	5800			

## Discharge Data

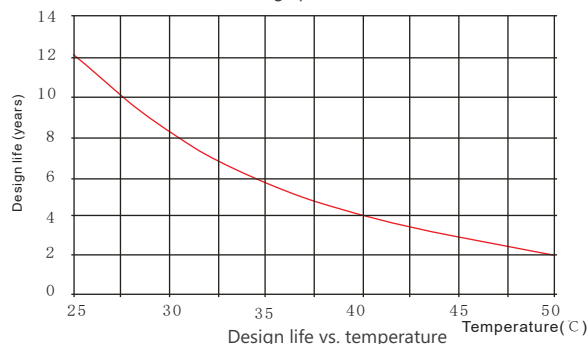
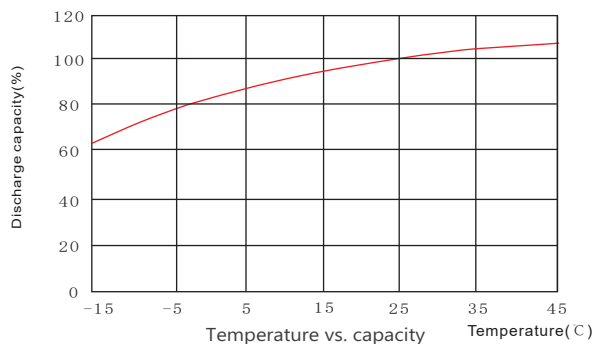
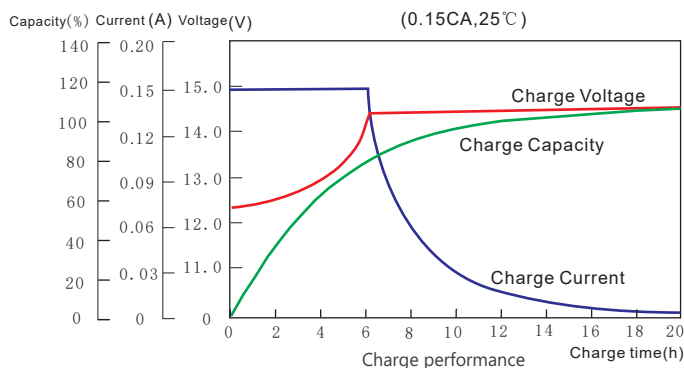
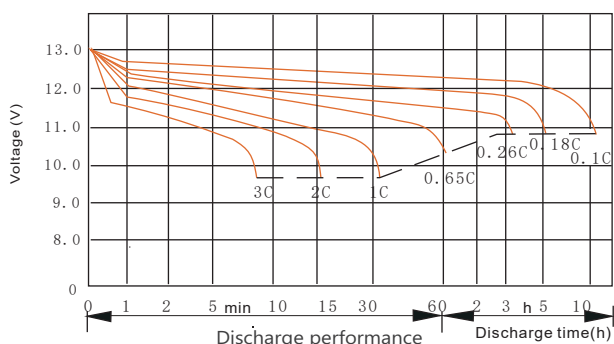
**Constant Current Discharge Data (25°C, A)**

End Voltage (V/cell)	min						h							
	10	15	20	25	30	45	1	1.5	2	3	4	5	6	10
1.60	513	447	360	292	252	182	150	110	86.6	61.6	49.6	41.0	35.0	22.3
1.65	492	430	348	284	246	176	146	108	84.7	59.7	48.7	40.4	34.6	22.0
1.67	476	418	334	276	240	170	143	104	83.2	58.6	47.3	39.8	34.2	22.0
1.70	460	403	318	262	230	164	140	100	82.0	57.4	46.8	39.2	34.0	21.8
1.75	434	386	304	248	214	156	134	98.0	79.8	55.7	46.0	39.0	33.5	21.7
1.80	405	363	290	238	204	150	120	96.0	77.2	54.0	44.5	38.0	33.0	21.5

**Constant Power Discharge Data (25°C, W/CELL)**

End Voltage (V/cell)	min						h							
	10	15	20	25	30	45	1	1.5	2	3	4	5	6	10
1.60	950	830	683	566	490	360	297	218	168	118	98.0	83.6	71.3	45.6
1.65	945	825	662	555	484	342	288	210	163	117	96.4	82.2	69.8	45.0
1.67	940	820	638	543	480	335	283	206	160	114	95.0	80.2	69.0	44.8
1.70	910	780	616	523	467	326	277	202	157	112	93.8	79.4	67.8	44.4
1.75	840	740	592	492	455	310	268	196	154	110	92.8	78.0	66.8	43.6
1.80	760	700	568	474	440	300	244	190	150	108	90.6	75.6	65.4	42.8

## Performance Curve



**Sacred Sun Power Sources Co., Ltd.**

Add: No.1 Shengyang Road, Qufu 273100 PRC  
Tel: +86-537-4422313 Fax: +86-537-4411980  
Email: sales@sacredsun.cn

**Sacred Sun Hong Kong Co., Limited**

Add: RM 19C Lockhart CTR 301-307 Lockhart RD Wan Chai, Hong Kong  
Email: admin.hk@sacredsun.hk

**Sacred Sun Asia Pacific Pte Ltd.**

Add: 1 Ubi View, #04-12, Focus One, Singapore 408555  
Email: admin.sg@sacredsun.sg

**Sacred Sun Europe SARL**

Add: ZAE Fontaine, 33210 Fargues, France  
Email: admin.eu@sacredsun.eu

**Sacred Sun MEA FZE**

Add: No. 311 office, Building LOB 14, JAFZA, Dubai, UAE  
Email: admin.ae@sacredsun.ae

