

SPG Series

SPG12-630W 12V155 Ah

SPG series VRLA battery uses AGM technology and high-purity raw materials. It has good high power discharge, floating backup and fast charging performance. It is mainly used in UPS/EPS standby power supply systems. It can backup power in poor operation environment.

Benefits

- Long life according to EUROBAT Classification
- Maximum charge efficiency
- High gas recombination efficiency
- Low self-discharge rate
- Vertical installation

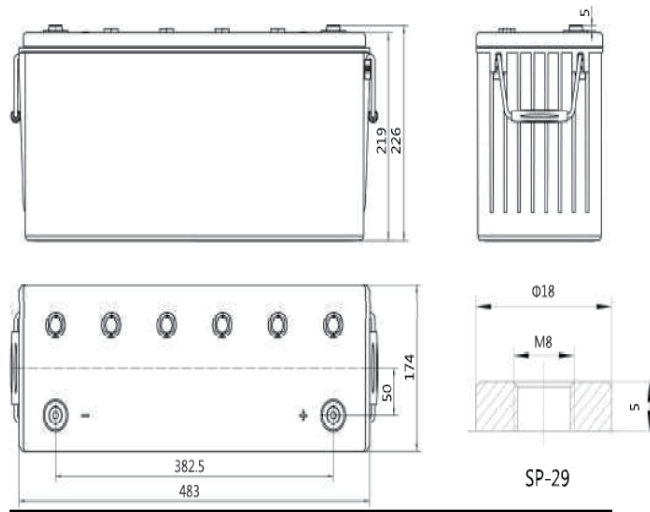
Applications

- UPS units
- Data center
- Starting generators
- EPS units

Standards

- IEC 60896-21/22
- JIS C8704-1/2
- EUROBAT guide

Drawing



Specifications

Battery Model	SPG12-630W			
Design Life (years, 25°C)	12			
Capacity (Ah, 25°C)	10min (1.60V)	15min (1.67V)	1HR (105A, 1.75V)	10HR (15.5A, 1.80V)
	745W/cell	630W/cell	92Ah	155Ah
Dimensions (mm)	Length	Width	Height	Total Height
	483	174	219	226
Approx. Weight (kg)	47.0			
Reference Internal Resistance (mΩ)	2.2±15%(full charged @ 25°C,testing device:HIOKIBT3562)			
Maximum Discharge Current (A/3 Sec.)	1800			
Self-Discharge (25°C)	≤ 2 % per month			
Charge Voltage (V/cell, 25°C)	Cycle use		Float use	
	2.40 (-3.5mV/°C/cell), max charge current:38.75A		2.27 (-3.5mV/°C/cell)	
Short Circuit Current (A)	4600			

Discharge Data

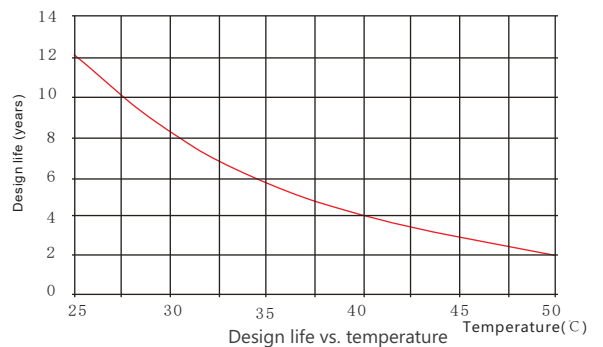
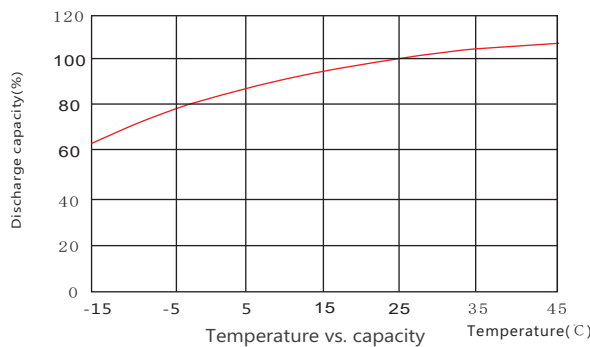
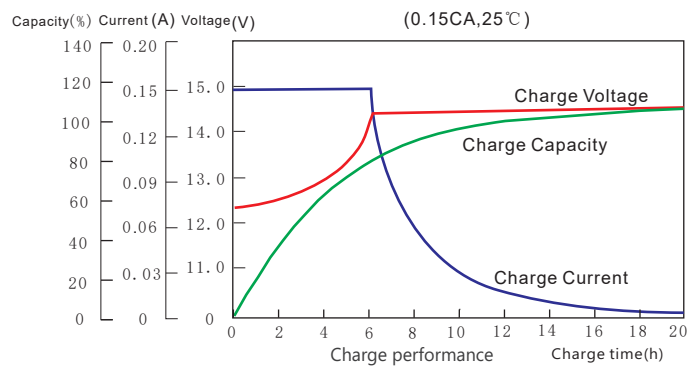
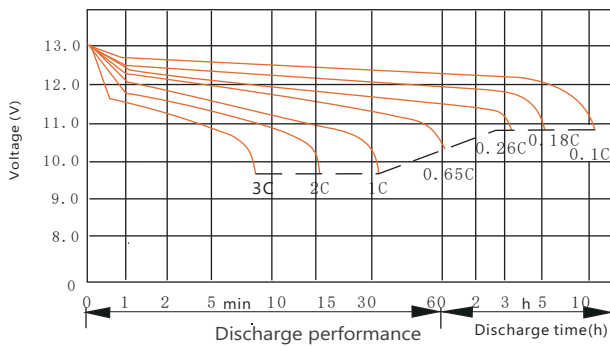
Constant Current Discharge Data (25°C, A)

End Voltage (V/cell)	min						h							
	10	15	20	25	30	45	1	1.5	2	3	4	5	6	10
1.60	410	352	260	216	183	130	101	79.0	62.6	43.4	35.4	29.4	25.0	16.0
1.65	392	340	252	208	175	127	99.0	76.8	61.7	42.0	34.8	29.0	24.8	15.9
1.67	380	328	244	204	172	125	98.0	75.5	60.2	41.4	33.8	28.6	24.5	15.8
1.70	367	317	237	198	166	120	95.2	74.3	59.4	40.3	33.6	28.0	24.3	15.7
1.75	355	304	226	187	158	116	92.0	71.0	57.7	39.3	32.8	27.8	24.0	15.6
1.80	320	275	208	173	152	110	86.8	68.3	55.8	38.8	31.8	27.0	23.6	15.5

Constant Power Discharge Data (25°C, W/CELL)

End Voltage (V/cell)	min						h							
	10	15	20	25	30	45	1	1.5	2	3	4	5	6	10
1.60	745	645	498	426	357	282	202	155	118	82.0	70.0	59.8	51.0	31.8
1.65	740	640	488	410	354	276	200	150	115	79.4	69.0	58.7	50.8	31.6
1.67	735	630	476	398	348	270	198	147	113	78.0	68.0	57.4	49.7	31.4
1.70	730	610	460	385	333	262	194	143	112	76.3	67.2	56.7	49.3	31.2
1.75	720	580	437	370	322	250	186	140	108	75.0	66.4	55.8	48.0	30.6
1.80	640	520	406	338	290	238	172	134	105	73.6	64.8	54.0	46.8	29.6

Performance Curve



Sacred Sun Power Sources Co., Ltd.

Add: No.1 Shengyang Road, Qufu 273100 PRC
Tel: +86-537-4422313 Fax: +86-537-4411980
Email: sales@sacredsun.cn

Sacred Sun Hong Kong Co., Limited

Add: RM 19C Lockhart CTR 301-307 Lockhart RD Wan Chai, Hong Kong
Email: admin.hk@sacredsun.hk

Sacred Sun Asia Pacific Pte Ltd.

Add: 1 Ubi View, #04-12, Focus One, Singapore 408555
Email: admin.sg@sacredsun.sg

Sacred Sun Europe SARRL

Add: ZAE Fontaine, 33210 Fargues, France
Email: admin.eu@sacredsun.eu

Sacred Sun MEA FZE

Add: No. 311 office, Building LOB 14, JAFZA, Dubai, UAE
Email: admin.ae@sacredsun.ae

