

HRL Series

HRL12-880W 12V240Ah

Sacred Sun HRL batteries adopt new appearance and constructure design, automaticly welding+through the partition welding+heat sealing technolgy, full automatic production process with good consistency. It has excellent high power discharge, long floating backup time and fast charging performance. It can be widely used in data center, UPS, IDC room.

Benefits

- Very long life according to EUROBAT Classification
- High power density, 30% higher than ordinary batteries
- Special lead paste formual and additives improve the battery service life
- Maximum charge efficiency
- Low self-discharge rate
- Wide range of power, easy sizing of batteries
- Easy installation and handling

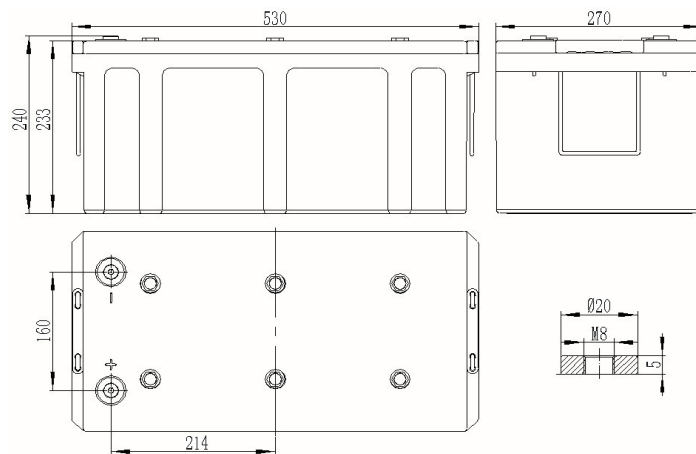
Applications

- Data center
- UPS
- IDC room
- Emergency power
- HVDC system

Standards

- IEC 60896-21/22
- JIS C8704-1/2
- EUROBAT guide

Drawing



Specifications

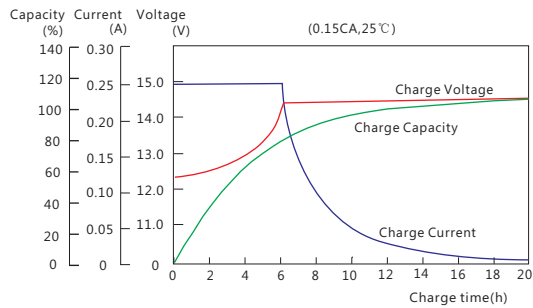
Battery Model	HRL12-880W			
Design Life (years, 25°C)	15			
Capacity (Ah, 25°C)	10min (1.60V)	15min (1.67V)	1HR (148A, 1.70V)	10HR(24A, 1.80V)
	1120W/cell	880W/cell	148	240
Dimensions (mm)	Length	Width	Height	Total Height
	530	270	233	240
Approx. Weight (kg)	78.3			
Reference Internal Resistance (mΩ)	1.7±15%(full charged @ 25°C,testing device:HIOKIBT3562)			
Maximum Discharge Current (A/3 Sec.)	2650			
Self-Discharge (25°C)	≤ 2% per month			
Charge Voltage (V/cell, 25°C)	Cycle use		Float use	
	2.35 (-3.5mV/°C/cell), max charge current:60A		2.25 (-3.5mV/°C/cell)	
Short Circuit Current (A)	6200			

Discharge Data

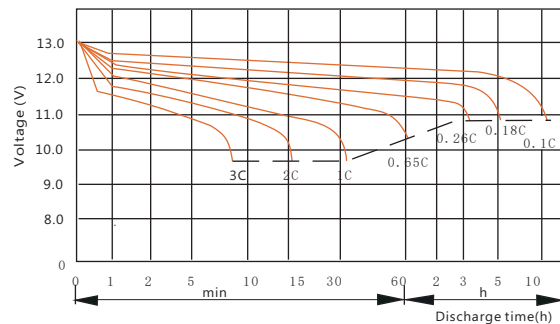
Constant Power Discharge Data (25°C, W/cell)																
End Voltage (V/cell)	min							h								
	5	10	15	20	25	30	45	1	1.5	2	3	4	5	6	8	10
1.60	1360	1120	900	740	627	520	397	298	240	200	144	112	92.8	79.8	61.5	49.3
1.65	1300	1106	893	732	622	515	394	295	238	198	143	111	92.4	79.5	61.3	49.2
1.67	1240	1088	880	725	617	512	390	293	236	197	142	110	92.0	79.2	61.0	49.1
1.70	1180	1064	860	717	610	507	387	290	233	196	140	109	91.5	78.8	60.8	49.0
1.75	1140	1000	820	696	590	497	378	282	227	190	138	106	90.3	78.0	60.2	48.7
1.80	1100	935	770	670	570	484	368	273	220	186	134	103	88.0	77.0	59.4	48.4

Constant Power Discharge Data (25°C, A)																
End Voltage (V/cell)	min							h								
	5	10	15	20	25	30	45	1	1.5	2	3	4	5	6	8	10
1.60	840	640	510	408	340	277	208	155	124	104	74.2	57.6	47.6	40.8	31.3	25.0
1.65	760	632	498	400	336	274	207	153	123	102	73.4	56.8	47.2	40.5	31.0	24.9
1.67	700	617	488	396	332	270	204	150	120	101	72.7	56.3	46.8	40.3	30.8	24.8
1.70	670	598	475	388	327	267	202	148	118	100	71.8	55.5	46.5	40.0	30.7	24.7
1.75	630	555	445	372	316	258	195	144	115	97.0	69.7	53.7	45.5	39.2	30.2	24.4
1.80	600	504	410	353	302	240	187	137	110	93.6	67.2	51.6	44.4	38.4	29.5	24.0

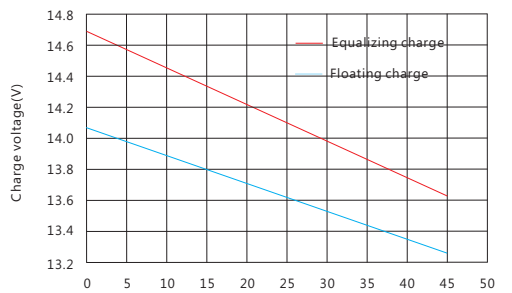
Performance Curve



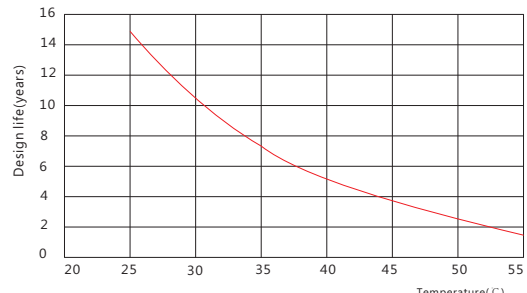
Charge performance



Discharge voltage vs. discharge time



Temperature vs. charge voltage



Design life vs. temperature

Sacred Sun Power Sources Co., Ltd.

Add: No.1 Shengyang Road, Qufu 273100 PRC
Tel: +86-537-4422313 Fax: +86-537-4411980
Email: sales@sacredsunsun.com

Sacred Sun Hong Kong Co., Limited

Add: RM 19C Lockhart CTR 301-307 Lockhart RD Wan Chai, Hong Kong
Email: admin.hk@sacredsunsun.com

Sacred Sun Asia Pacific Pte Ltd.

Add: 1 Ubi View, #04-12, Focus One, Singapore 408555
Email: admin.sg@sacredsunsun.com

Sacred Sun Europe SARL

Add: ZAE Fontaine, 33210 Fargues, France
Email: admin.eu@sacredsunsun.com

Sacred Sun MEA FZE

Add: No. 311 office, Building LOB 14, JAFZA, Dubai, UAE
Email: admin.ae@sacredsunsun.com

