

HRL Series

HRL12-910W 12V250Ah

Sacred Sun HRL batteries adopt new appearance and constructure design, automaticly welding+through the partition welding+heat sealing technolgy, full automatic production process with good consistency. It has excellent high power discharge, long floating backup time and fast charging performance. It can be widely used in data center, UPS, IDC room.

Benefits

- Very long life according to EUROBAT Classification
- High power density, 30% higher than ordinary batteries
- Special lead paste formual and additives improve the battery service life
- Maximum charge efficiency
- Low self-discharge rate
- Wide range of power, easy sizing of batteries
- Easy installation and handling

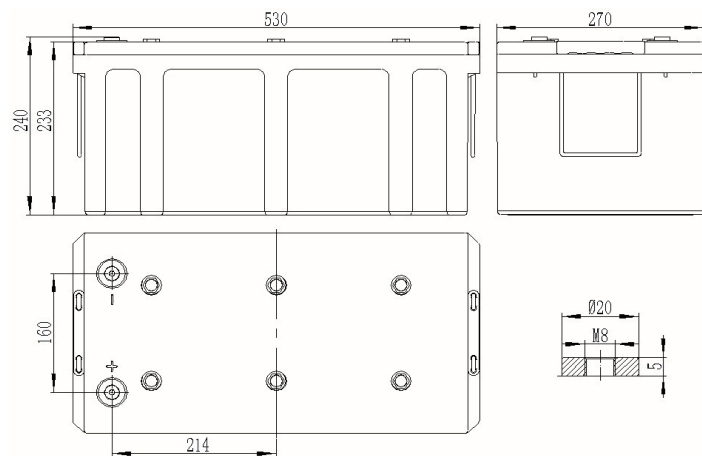
Applications

- Data center
- UPS
- IDC room
- Emergency power
- HVDC system

Standards

- IEC 60896-21/22
- JIS C8704-1/2
- EUROBAT guide

Drawing



Specifications

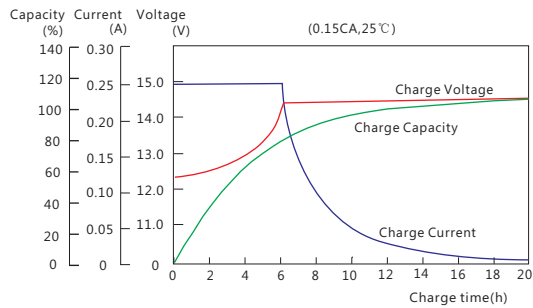
| | | | | |
|--------------------------------------|--|---------------|-----------------------|------------------|
| Battery Model | HRL12-910W | | | |
| Design Life (years, 25°C) | 15 | | | |
| Capacity (Ah, 25°C) | 10min (1.60V) | 15min (1.67V) | 1HR (157A, 1.70V) | 10HR(25A, 1.80V) |
| | 1176W/cell | 910W/cell | 157 | 250 |
| Dimensions (mm) | Length | Width | Height | Total Height |
| | 530 | 270 | 233 | 240 |
| Approx. Weight (kg) | 82 | | | |
| Reference Internal Resistance (mΩ) | 1.6±15%(full charged @ 25°C,testing device:HIOKIBT3562) | | | |
| Maximum Discharge Current (A/3 Sec.) | 2750 | | | |
| Self-Discharge (25°C) | ≤ 2% per month | | | |
| Charge Voltage (V/cell, 25°C) | Cycle use | | Float use | |
| | 2.35 (-3.5mV/°C/cell), max charge current:62.5A | | 2.25 (-3.5mV/°C/cell) | |
| Short Circuit Current (A) | 6500 | | | |

Discharge Data

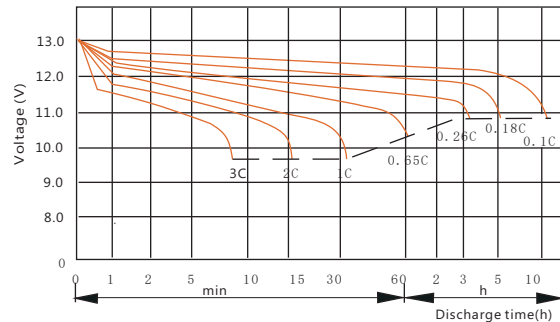
| Constant Power Discharge Data (25°C, W/cell) | | | | | | | | | | | | | | | | |
|--|------|------|-----|-----|-----|-----|-----|-----|-----|-----|-----|-----|------|------|------|------|
| End Voltage (V/cell) | min | | | | | | | h | | | | | | | | |
| | 5 | 10 | 15 | 20 | 25 | 30 | 45 | 1 | 1.5 | 2 | 3 | 4 | 5 | 6 | 8 | 10 |
| 1.60 | 1460 | 1176 | 935 | 780 | 669 | 553 | 427 | 318 | 266 | 212 | 152 | 119 | 95.6 | 81.2 | 62.0 | 51.3 |
| 1.65 | 1370 | 1156 | 920 | 772 | 660 | 547 | 422 | 314 | 263 | 210 | 151 | 118 | 94.8 | 80.8 | 61.8 | 51.2 |
| 1.67 | 1300 | 1130 | 910 | 766 | 655 | 542 | 418 | 310 | 260 | 208 | 150 | 117 | 94.4 | 80.5 | 61.7 | 51.1 |
| 1.70 | 1250 | 1110 | 890 | 757 | 647 | 537 | 412 | 306 | 257 | 206 | 148 | 116 | 93.7 | 80.2 | 61.6 | 51.0 |
| 1.75 | 1200 | 1040 | 850 | 737 | 628 | 522 | 396 | 294 | 246 | 200 | 145 | 113 | 92.0 | 79.3 | 61.3 | 50.7 |
| 1.80 | 1160 | 970 | 810 | 713 | 605 | 504 | 383 | 280 | 236 | 194 | 140 | 110 | 90.0 | 78.2 | 60.0 | 50.0 |

| Constant Power Discharge Data (25°C, A) | | | | | | | | | | | | | | | | |
|---|-----|-----|-----|-----|-----|-----|-----|-----|-----|------|------|------|------|------|------|------|
| End Voltage (V/cell) | min | | | | | | | h | | | | | | | | |
| | 5 | 10 | 15 | 20 | 25 | 30 | 45 | 1 | 1.5 | 2 | 3 | 4 | 5 | 6 | 8 | 10 |
| 1.60 | 860 | 678 | 525 | 430 | 363 | 295 | 225 | 166 | 138 | 110 | 78.5 | 61.0 | 49.0 | 41.5 | 31.6 | 26.0 |
| 1.65 | 800 | 660 | 514 | 423 | 357 | 290 | 220 | 163 | 136 | 108 | 77.5 | 60.3 | 48.5 | 41.2 | 31.4 | 25.9 |
| 1.67 | 740 | 647 | 505 | 418 | 352 | 287 | 218 | 160 | 134 | 107 | 76.7 | 59.7 | 48.0 | 41.0 | 31.3 | 25.8 |
| 1.70 | 710 | 628 | 493 | 410 | 346 | 282 | 215 | 157 | 132 | 105 | 75.7 | 58.8 | 47.6 | 40.6 | 31.0 | 25.7 |
| 1.75 | 670 | 587 | 466 | 394 | 332 | 272 | 206 | 150 | 126 | 102 | 73.3 | 57.0 | 46.4 | 39.8 | 30.7 | 25.4 |
| 1.80 | 630 | 538 | 435 | 375 | 315 | 256 | 195 | 140 | 120 | 97.5 | 70.5 | 55.0 | 45.0 | 39.0 | 30.3 | 25.0 |

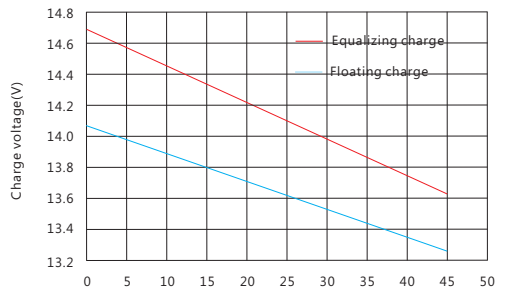
Performance Curve



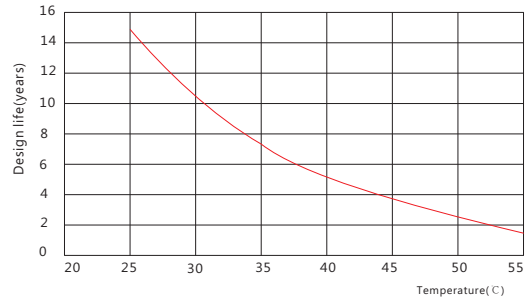
Charge performance



Discharge voltage vs. discharge time



Temperature vs. charge voltage



Design life vs. temperature

Sacred Sun Power Sources Co., Ltd.

Add: No.1 Shengyang Road, Qufu 273100 PRC
Tel: +86-537-4422313 Fax: +86-537-4411980
Email: sales@sacredsun.cn

Sacred Sun Hong Kong Co., Limited

Add: RM 19C Lockhart CTR 301-307 Lockhart RD Wan Chai, Hong Kong
Email: admin.hk@sacredsun.hk

Sacred Sun Asia Pacific Pte Ltd.

Add: 1 Ubi View, #04-12, Focus One, Singapore 408555
Email: admin.sg@sacredsun.sg

Sacred Sun Europe SARRL

Add: ZAE Fontaine, 33210 Fargues, France
Email: admin.eu@sacredsun.eu

Sacred Sun MEA FZE

Add: No. 311 office, Building LOB 14, JAFZA, Dubai, UAE
Email: admin.ae@sacredsun.ae

