

# SPG Series

## SPG12-215W 12V55Ah

SPG series VRLA battery uses AGM technology and high-purity raw materials. It has good high power discharge, floating backup and fast charging performance. It is mainly used in UPS/EPS standby power supply systems. It can backup power in poor operation environment.

### Benefits

- Long life according to EUROBAT Classification
- Maximum charge efficiency
- High gas recombination efficiency
- Low self-discharge rate
- Vertical installation

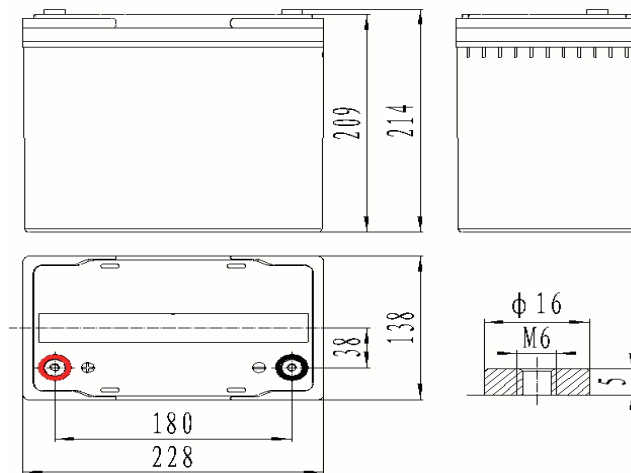
### Applications

- UPS units
- Data center
- Starting generators
- EPS units

### Standards

- IEC 60896-21/22
- JIS C8704-1/2
- EUROBAT guide

### Drawing



### Specifications

Battery Model	SPG12-215W			
Design Life (years, 25°C)	12			
Capacity (Ah, 25°C)	10min ( 1.60V)	15min ( 1.67V)	1HR (33A, 1.75V)	10HR (5.5A, 1.80V)
	260W/cell	215W/cell	33Ah	55Ah
Dimensions (mm)	Length	Width	Height	Total Height
	228	138	209	214
Approx. Weight (kg)	17.2			
Reference Internal Resistance (mΩ)	6.4 ±15%( full charged @ 25°C,testing device:HIOKIBT3562)			
Maximum Discharge Current (A/3 Sec.)	660			
Self-Discharge (25°C)	≤ 2 % per month			
Charge Voltage (V/cell, 25°C)	Cycle use		Float use	
	2.40 (-3.5mV/°C/cell), max charge current:16.5A		2.27 (-3.5mV/°C/cell)	
Short Circuit Current (A)	1850( for reference only)			

## Discharge Data

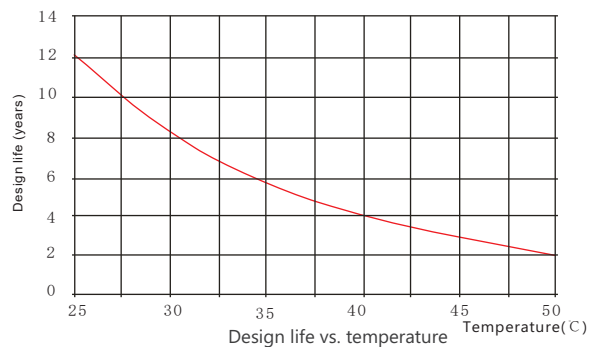
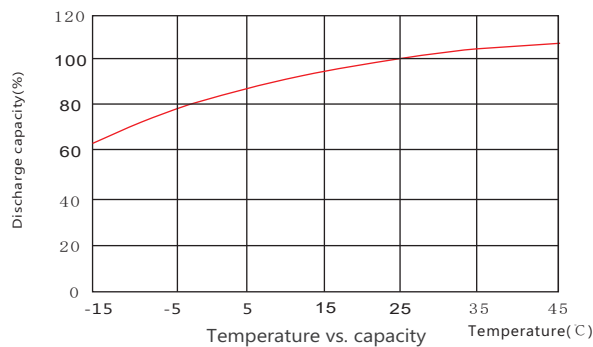
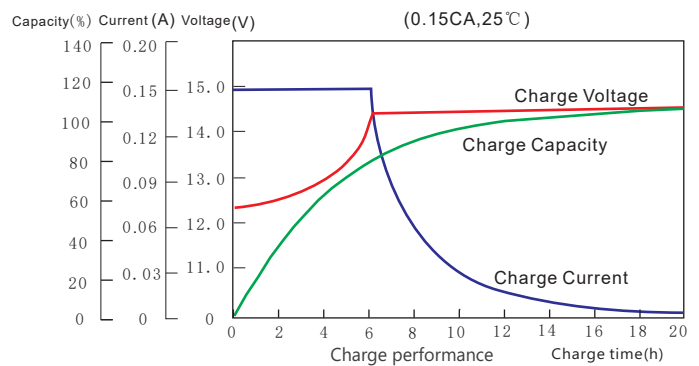
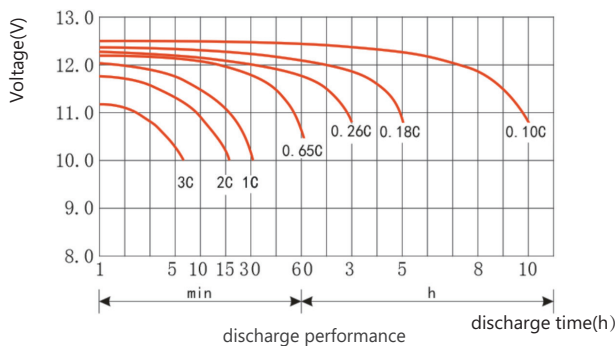
**Constant Current Discharge Data (25°C, A)**

End Voltage (V/cell)	min						h							
	10	15	20	25	30	45	1	1.5	2	3	4	5	6	10
1.60	143	118	100	84.0	69.8	51.8	38.0	27.7	21.8	16.4	12.8	11.0	9.48	6.12
1.65	138	114	95.7	80.0	66.8	50.3	36.0	26.5	21.0	15.8	12.6	10.7	9.22	5.95
1.67	134	110	93.7	78.3	65.3	48.3	35.3	25.8	20.6	15.6	12.4	10.6	9.10	5.88
1.70	130	107	91.3	76.2	63.5	47.3	34.3	25.3	20.2	15.3	12.2	10.4	8.96	5.80
1.75	122	100	87.0	72.4	60.0	46.3	33.0	24.0	19.3	14.8	11.8	10.0	8.74	5.64
1.80	112	96.5	83.0	68.7	56.6	43.8	30.8	23.0	18.5	14.3	11.3	9.60	8.52	5.50

**Constant Power Discharge Data (25°C, W/CELL)**

End Voltage (V/cell)	min						h							
	10	15	20	25	30	45	1	1.5	2	3	4	5	6	10
1.60	260	226	178	147	125	96.8	78.4	61.3	46.6	33.8	26.5	21.8	18.8	12.4
1.65	254	218	173	142	122	93.4	76.2	59.6	45.2	33.0	26.0	21.3	18.4	12.2
1.67	248	215	170	138	120	92.0	75.2	59.0	44.6	32.4	25.7	21.0	18.3	12.0
1.70	236	208	166	136	118	90.8	74.0	57.8	43.8	31.5	25.4	20.7	18.0	11.8
1.75	225	202	160	132	114	87.8	72.0	55.8	42.5	30.8	24.8	20.2	17.7	11.6
1.80	212	194	155	127	110	85.0	69.8	53.8	41.0	29.6	24.2	19.6	17.4	11.4

## Performance Curve



### Sacred Sun Power Sources Co., Ltd.

Add: No.1 Shengyang Road, Qufu 273100 PRC  
 Tel: +86-537-4422313 Fax: +86-537-4411980  
 Email: sales@sacredsun.cn

### Sacred Sun Hong Kong Co., Limited

Add: RM 19C Lockhart CTR 301-307 Lockhart RD Wan Chai, Hong Kong  
 Email: admin.hk@sacredsun.hk

### Sacred Sun Asia Pacific Pte Ltd.

Add: 1 Ubi View, #04-12, Focus One, Singapore 408555  
 Email: admin.sg@sacredsun.sg

### Sacred Sun Europe SARL

Add: ZAE Fontaine, 33210 Fargues, France  
 Email: admin.eu@sacredsun.eu

### Sacred Sun MEA FZE

Add: No. 311 office, Building LOB 14, JAFZA, Dubai, UAE  
 Email: admin.ae@sacredsun.ae

