

# SPG Series

## SPG12-440W 12V115Ah

SPG series VRLA battery uses AGM technology and high-purity raw materials. It has good high power discharge, floating backup and fast charging performance. It is mainly used in UPS/EPS standby power supply systems. It can backup power in poor operation environment.

### Benefits

- Long life according to EUROBAT Classification
- Maximun charge efficiency
- High gas recombination efficiency
- Low self-discharge rate
- Vertical installization

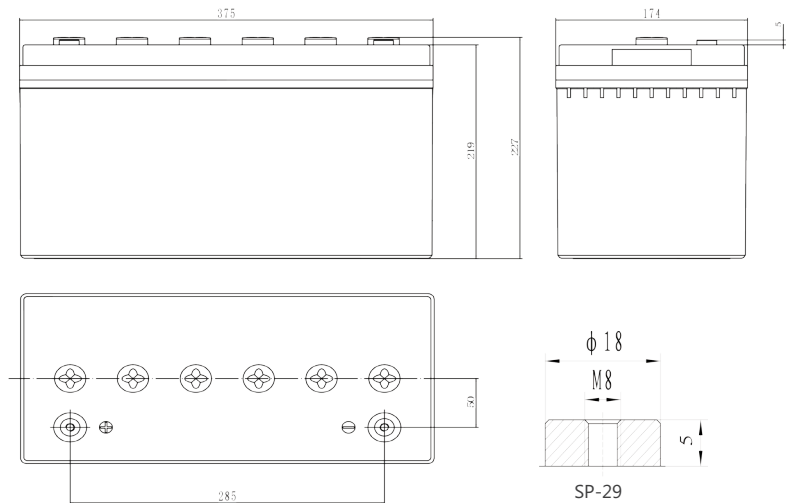
### Applications

- UPS units
- Data center
- Starting generators
- EPS units

### Standards

- IEC 60896-21/22
- JIS C8704-1/2
- EUROBAT guide

### Drawing



### Specifications

Battery Model	SPG12-440W			
Design Life (years, 25°C)	12			
Capacity (Ah, 25°C)	10min ( 1.60V)	15min ( 1.67V)	1HR (69A, 1.75V)	10HR 11.5A, 1.80V)
	528W/cell	440W/cell	69Ah	115Ah
Dimensions (mm)	Length	Width	Height	Total Height
	375	174	219	227
Approx. Weight (kg)	36.2			
Reference Internal Resistance (mΩ)	3.40 ±15%( full charged @ 25°C,testing device:HIOKIBT3562)			
Maximum Discharge Current (A/3 Sec.)	1265			
Self-Discharge (25°C)	≤ 2 % per month			
Charge Voltage (V/cell, 25°C)	Cycle use		Float use	
	2.40 (-3.5mV/°C/cell), max charge current:34.5A		2.27 (-3.5mV/°C/cell)	
Short Circuit Current (A)	3200( for reference only )			

## Discharge Data

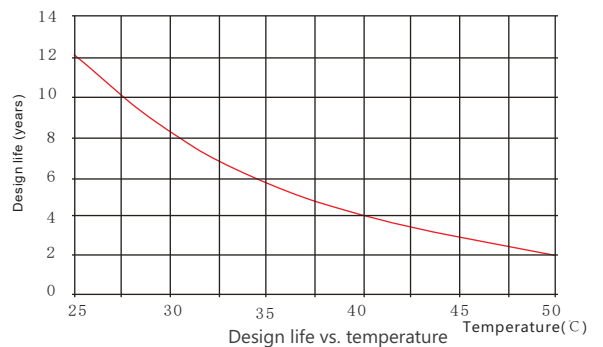
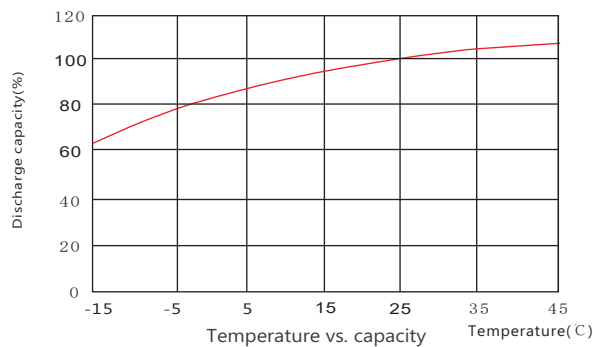
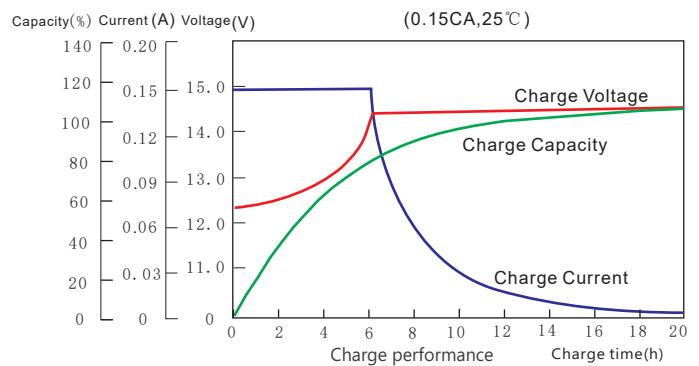
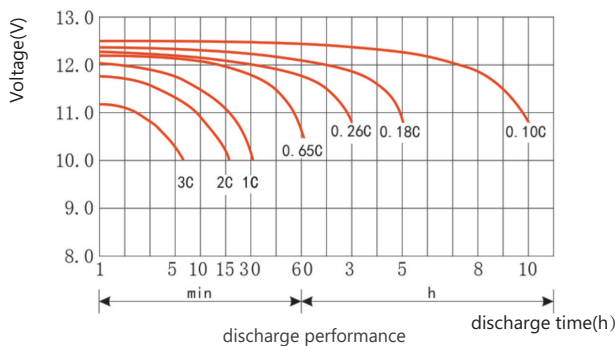
### Constant Current Discharge Data (25°C, A)

End Voltage (V/cell)	min						h							
	10	15	20	25	30	45	1	1.5	2	3	4	5	6	10
1.60	300	250	222	188	145	112	79.3	61.0	48.4	34.7	26.8	22.5	19.2	12.8
1.65	286	242	212	180	140	108	76.8	59.3	47.0	33.6	26.0	21.8	18.8	12.5
1.67	273	230	204	175	137	105	74.6	58.3	46.3	33.0	25.7	21.5	18.6	12.4
1.70	258	216	193	166	128	102	71.7	57.2	45.4	32.6	25.3	21.2	18.3	12.0
1.75	242	200	178	154	120	96.0	69.0	55.5	44.2	31.6	24.7	20.7	17.8	11.8
1.80	223	184	168	146	118	89.0	65.7	53.4	42.7	30.7	24.0	20.2	17.5	11.5

### Constant Power Discharge Data (25°C, W/CELL)

End Voltage (V/cell)	min						h							
	10	15	20	25	30	45	1	1.5	2	3	4	5	6	10
1.60	528	464	392	340	290	218	160	132	99.5	66.2	57.8	47.0	40.0	26.4
1.65	513	450	378	330	280	212	154	128	96.6	64.5	56.6	45.7	39.4	26.2
1.67	502	440	372	322	273	207	153	125	94.2	63.3	55.3	44.6	38.8	25.8
1.70	490	420	363	316	266	204	148	123	92.6	62.3	54.3	44.0	38.2	25.6
1.75	477	410	348	305	256	198	144	120	90.7	60.4	52.6	43.0	37.5	25.2
1.80	458	400	337	294	245	190	138	115	87.6	58.5	51.0	41.8	36.6	24.7

## Performance Curve



### Sacred Sun Power Sources Co., Ltd.

Add: No.1 Shengyang Road, Qufu 273100 PRC  
 Tel: +86-537-4422313 Fax: +86-537-4411980  
 Email: sales@sacredsunsun.com

### Sacred Sun Hong Kong Co., Limited

Add: RM 19C Lockhart CTR 301-307 Lockhart RD Wan Chai, Hong Kong  
 Email: admin.hk@sacredsunsun.com

### Sacred Sun Asia Pacific Pte Ltd.

Add: 1 Ubi View, #04-12, Focus One, Singapore 408555  
 Email: admin.sg@sacredsunsun.com

### Sacred Sun Europe SARRL

Add: ZAE Fontaine, 33210 Fargues, France  
 Email: admin.eu@sacredsunsun.com

### Sacred Sun MEA FZE

Add: No. 311 office, Building LOB 14, JAFZA, Dubai, UAE  
 Email: admin.ae@sacredsunsun.com

