

SPG Series

SPG12-870W 12V250Ah

SPG series VRLA battery uses AGM technology and high-purity raw materials. It has good high power discharge, floating backup and fast charging performance. It is mainly used in UPS/EPs standby power supply systems. It can backup power in poor operation environment.

Benefits

- Long life according to EUROBAT Classification
- Maximum charge efficiency
- High gas recombination efficiency
- Low self-discharge rate
- Vertical installation

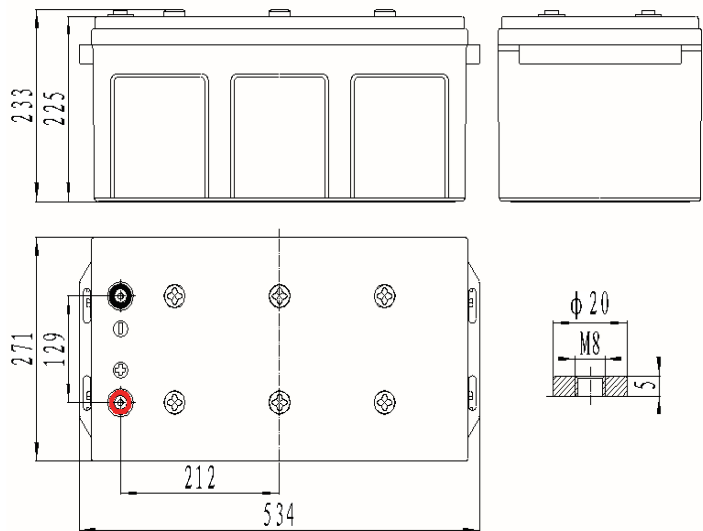
Applications

- UPS units
- Data center
- Starting generators
- EPs units

Standards

- IEC 60896-21/22
- JIS C8704-1/2
- EUROBAT guide

Drawing



Specifications

Battery Model	SPG12-870W			
Design Life (years, 25°C)	12			
Capacity (Ah, 25°C)	10min (1.60V)	15min (1.67V)	1HR (150A, 1.75V)	10HR (25A, 1.80V)
	1070W/cell	870W/cell	150Ah	250Ah
Dimensions (mm)	Length	Width	Height	Total Height
	534	271	225	233
Approx. Weight (kg)	76.7			
Reference Internal Resistance (mΩ)	1.9 (fully charged @ 25°C,testing device:HIOKIBT3562)			
Maximum Discharge Current (A/5 Sec.)	2500			
Self-Discharge (25°C)	≤ 2% per months			
Charge Voltage (V/cell, 25°C)	Equalizing voltage		Float voltage	
	2.40(-3.5mV/°C/cell), max charge current: 75A		2.27(-3.5mV/°C/cell)	
Short Circuit Current (A)	6100(for reference only)			

Discharge Data

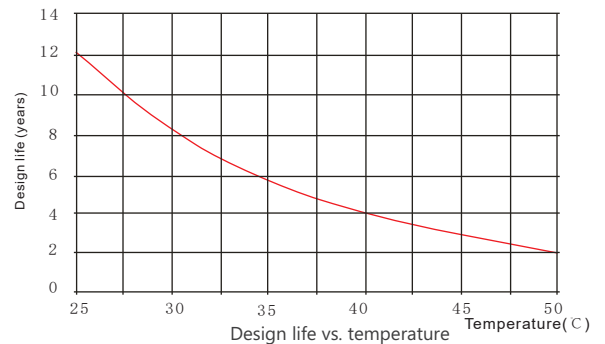
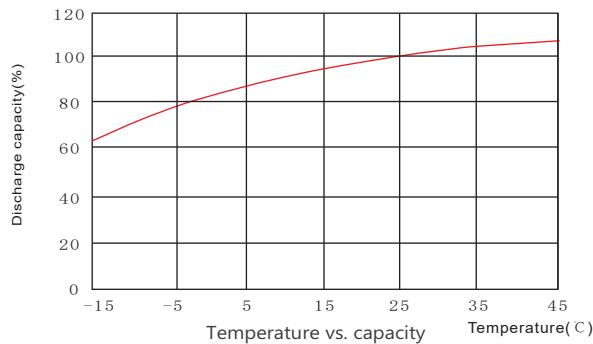
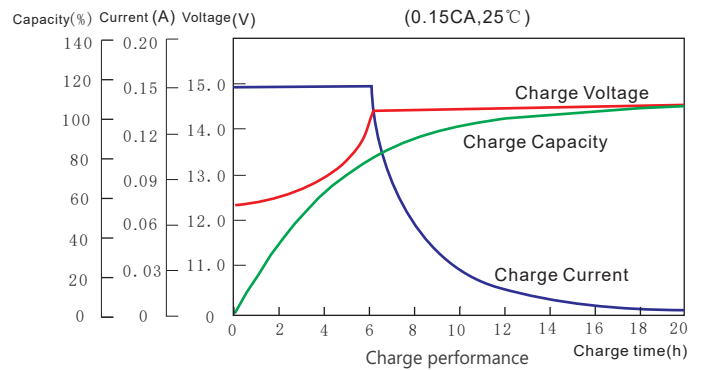
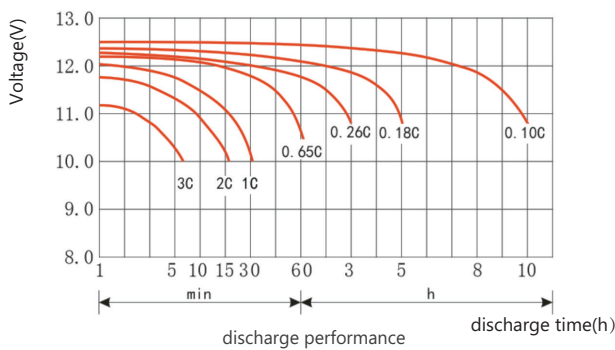
Constant Current Discharge Data (25°C, A)

End Voltage (V/cell)	min						h							
	10	15	20	25	30	45	1	1.5	2	3	4	5	6	10
1.60	578	500	404	336	290	210	167	124	97.7	72.3	56.2	45.8	39.2	26.0
1.65	550	485	390	328	278	203	160	120	95.8	71.0	54.8	45.3	38.8	25.8
1.67	534	475	378	318	272	198	158	118	93.8	69.8	53.4	44.7	38.4	25.6
1.70	508	455	367	306	266	194	155	114	93.0	68.4	52.5	43.8	38.0	25.4
1.75	475	430	348	290	254	185	150	110	90.2	66.4	51.5	43.6	37.4	25.2
1.80	440	400	326	276	240	176	142	108	87.3	63.0	49.8	42.5	36.8	25.0

Constant Power Discharge Data (25°C, W/CELL)

End Voltage (V/cell)	min						h							
	10	15	20	25	30	45	1	1.5	2	3	4	5	6	10
1.60	1070	885	790	660	550	420	324	252	188	145	112	95.0	79.6	54.0
1.65	1060	880	767	648	540	410	320	244	184	140	110	94.0	79.0	52.8
1.67	1045	870	740	635	525	402	320	240	180	138	108	92.0	77.4	52.5
1.70	990	840	714	613	515	394	314	234	177	135	104	89.0	75.4	51.8
1.75	950	800	687	593	505	375	304	226	174	133	100	87.0	74.2	51.0
1.80	836	760	650	560	468	350	280	213	168	130	98	84.8	73.0	49.4

Performance Curve



Sacred Sun Power Sources Co., Ltd.

Add: No.1 Shengyang Road, Qufu 273100 PRC
Tel: +86-537-4422313 Fax: +86-537-4411980
Email: sales@sacredsunsun.cn

Sacred Sun Hong Kong Co., Limited

Add: RM 19C Lockhart CTR 301-307 Lockhart RD Wan Chai, Hong Kong
Email: admin.hk@sacredsunsun.hk

Sacred Sun Asia Pacific Pte Ltd.

Add: 1 Ubi View, #04-12, Focus One, Singapore 408555
Email: admin.sg@sacredsunsun.sg

Sacred Sun Europe SARRL

Add: ZAE Fontaine, 33210 Fargues, France
Email: admin.eu@sacredsunsun.eu

Sacred Sun MEA FZE

Add: No. 311 office, Building LOB 14, JAFZA, Dubai, UAE
Email: admin.ae@sacredsunsun.ae

