

# SP Series

## SP12-26(R) 12V26Ah

SP series VRLA battery uses AGM technology and high-purity raw materials. Its good floating back up and large current discharge performance makes it optimal and economical choice for UPS/EPS.

### Benefits

- Long life according to EUROBAT Classification
- Maximum charge efficiency
- High gas recombination efficiency
- Low self-discharge rate
- Easy installation and handling
- Vertical installation

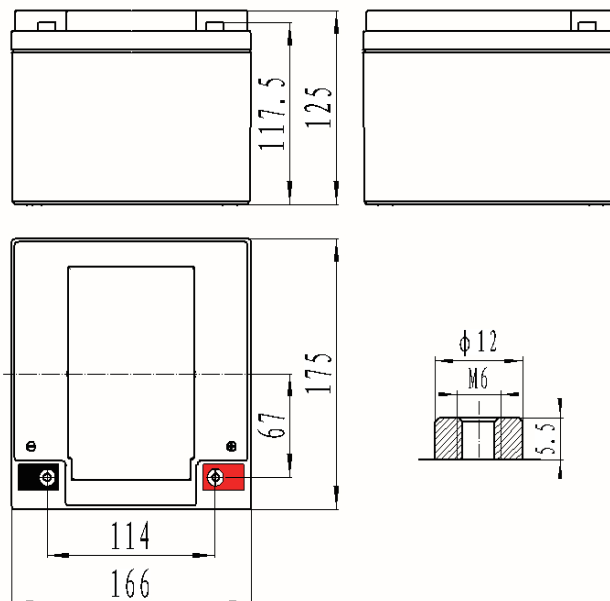
### Applications

- UPS units
- Emergency power
- Starting generators
- EPS units

### Standards

- IEC 61056-1/2
- JIS C8702-1/2
- EUROBAT guide

### Drawing



### Specifications

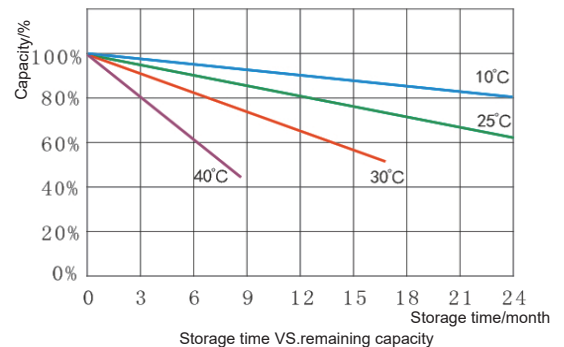
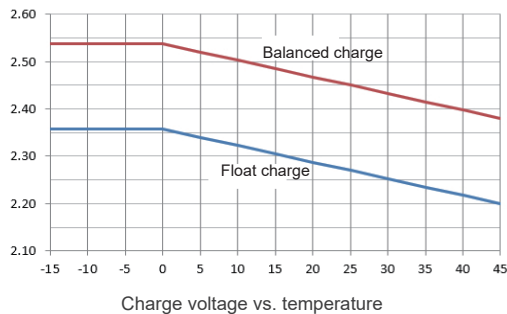
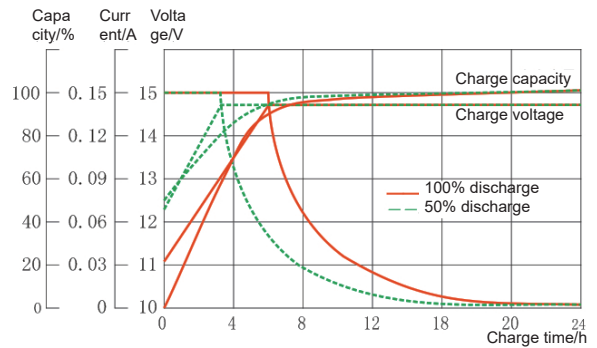
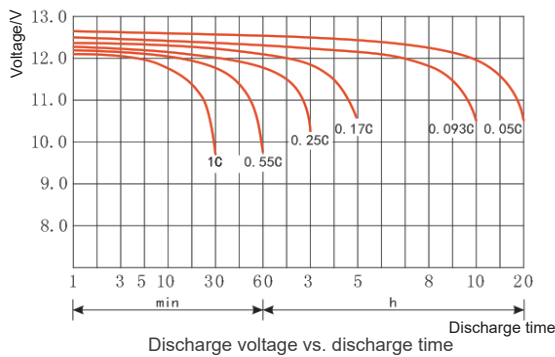
Battery Model	SP12-26(R)			
Design Life (years, 25°C)	10			
Capacity (Ah, 25°C)	20HR (1.3A, 1.75V)	10HR (2.42A, 1.75V)	5HR (4.70A, 1.75V)	1HR(16.4A, 1.70V)
	26	24.2	23.5	16.4
Dimensions (mm)	Length	Width	Height	Total Height
	166	175	125	125
Approx. Weight (kg)	8.0			
Reference Internal Resistance (mΩ)	8.8±15%( full charged @ 25°C,testing device:HIOKIBT3562)			
Maximum Discharge Current (A/3 Sec.)	390			
Self-Discharge (25°C)	≤ 2 % per month			
Charge Voltage (V/cell, 25°C)	Cycle use		Float use	
	2.45 (-3.5mV/°C/cell), max charge current:7.8A		2.27 (-3.5mV/°C/cell)	
Short Circuit Current (A)	780( for reference only )			

## Discharge Data

Constant Current Discharge Data (25°C, A)												
End Voltage (V/cell)	min					h						
	10	15	20	30	45	1	1.5	2	3	5	10	20
1.60	63.3	50.3	41.0	29.2	20.6	16.7	11.9	9.62	7.14	4.78	2.46	1.33
1.65	61.3	49.0	40.5	29.0	20.5	16.6	11.8	9.55	7.10	4.76	2.45	1.32
1.67	59.8	48.3	40.0	28.7	20.2	16.5	11.8	9.50	7.06	4.74	2.44	1.32
1.70	58.4	47.6	39.5	28.4	20.0	16.4	11.7	9.45	7.03	4.72	2.43	1.31
1.75	56.8	46.8	39.0	28.0	19.8	16.3	11.6	9.40	7.00	4.70	2.42	1.30
1.80	53.3	44.7	37.7	27.4	19.5	16.0	11.4	9.30	6.95	4.67	2.40	1.28

Constant Power Discharge Data (25°C, W/cell)												
End Voltage (V/cell)	min					h						
	10	15	20	30	45	1	1.5	2	3	5	10	20
1.60	118	96.0	79.3	56.8	40.3	32.8	23.5	19.1	14.2	9.52	4.90	2.64
1.65	115	93.8	78.4	56.4	40.0	32.7	23.4	19.0	14.1	9.50	4.88	2.63
1.67	112	92.8	77.6	56.0	39.8	32.6	23.3	18.9	14.0	9.48	4.88	2.62
1.70	110	91.7	76.8	55.5	39.6	32.4	23.2	18.8	14.0	9.46	4.87	2.62
1.75	108	90.4	76.0	55.0	39.4	32.2	23.0	18.7	13.8	9.45	4.86	2.60
1.80	102	86.5	73.8	53.8	38.6	31.7	22.8	18.6	13.6	9.40	4.84	2.58

## Performance Curve



### Sacred Sun Power Sources Co., Ltd.

Add: No.1 Shengyang Road, Qufu 273100 PRC  
Tel: +86-537-4422313 Fax: +86-537-4411980  
Email: sales@sacredsuns.cn

### Sacred Sun Hong Kong Co., Limited

Add: RM 19C Lockhart CTR 301-307 Lockhart RD Wan Chai, Hong Kong  
Email: admin.hk@sacredsuns.hk

### Sacred Sun Asia Pacific Pte Ltd.

Add: 1 Ubi View, #04-12, Focus One, Singapore 408555  
Email: admin.sg@sacredsuns.sg

### Sacred Sun Europe SARRL

Add: ZAE Fontaine, 33210 Fargues, France  
Email: admin.eu@sacredsuns.eu

### Sacred Sun MEA FZE

Add: No. 311 office, Building LOB 14, JAFZA, Dubai, UAE  
Email: admin.ae@sacredsuns.ae

